DRAWINGS

NEW TARGETED AND EMERGENCY PROJECTS (NTEmP)

MFANSTIMAN MUNICIPAL ASSEMBLY,
CENTRAL REGION.

in consultation with the Ghana Education Trust Fund

CONSTRUCTION OF 6-UNIT CLASSROOM BLOCK

SUPERVISION CONSULTANT :
EASTREG COMPANY LIMITED.
P. O. BOX M156,
ACCRA.

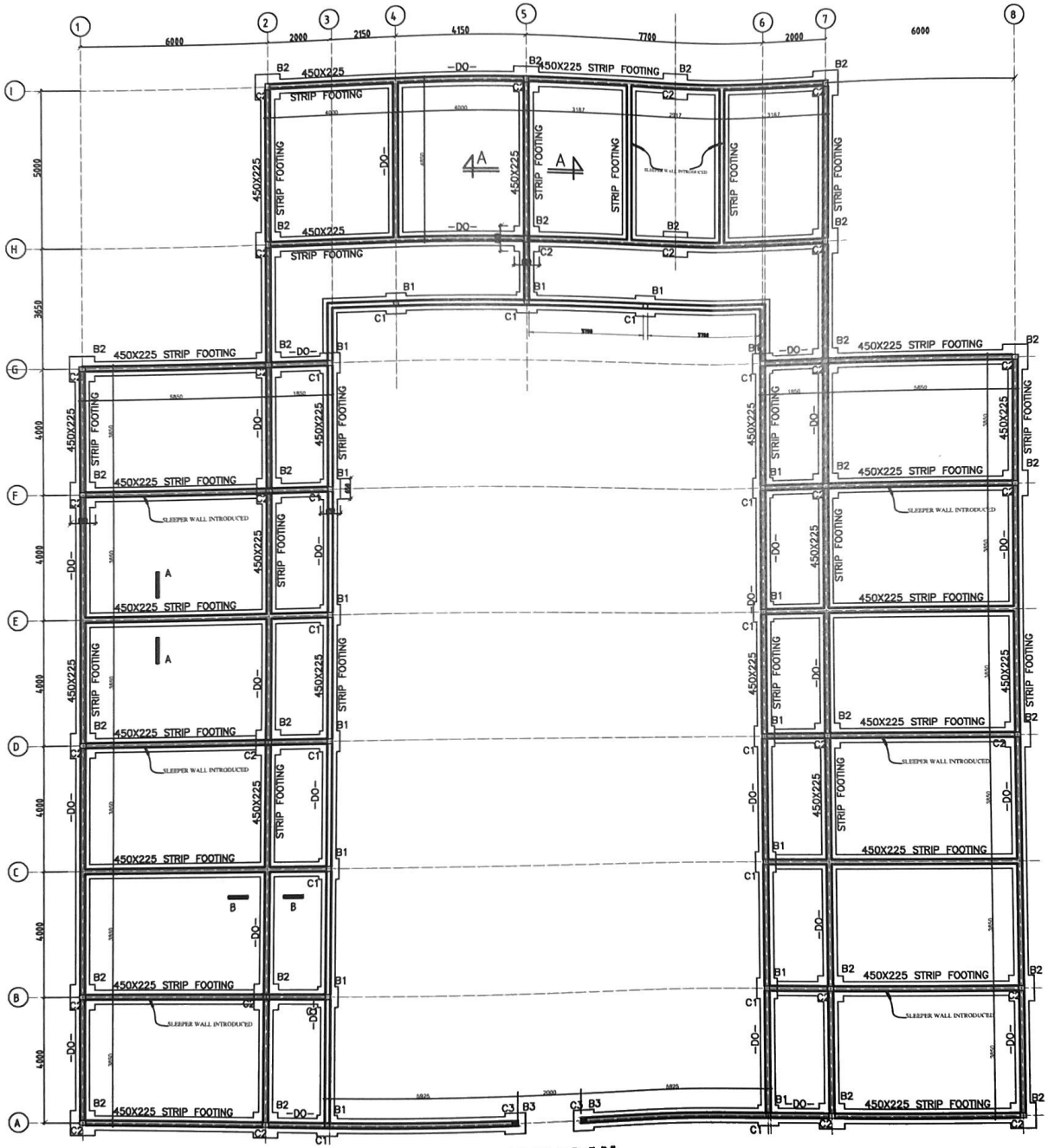

FOUNDATION PLAN

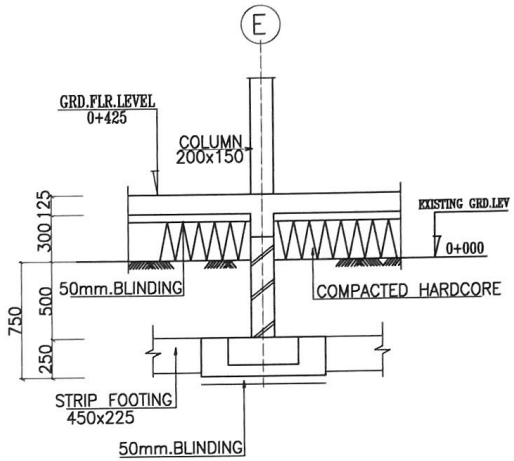

SECTION A - A

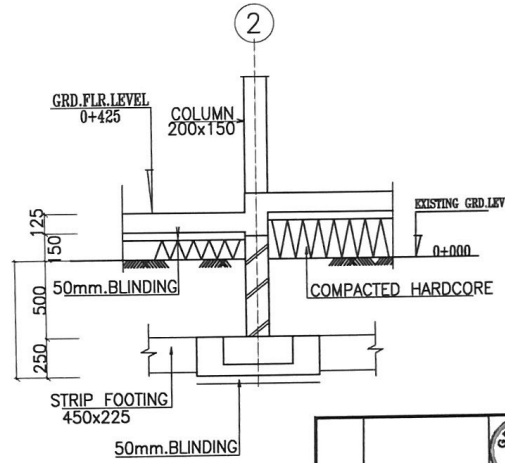

SECTION B - B

GETFUND

project:
6 UNIT CLASSROOM BLOCK
WITH ANCILLARY FACILITIES

CLIENT:
GETFUND

drwg:
FOUNDATION PLAN & FOOTING

scale: 1: 100 & 1:50	date: MAR. 2010
drawn: ISAAC L.	checked: J. S.
file:	
job no	sheet no: S-02

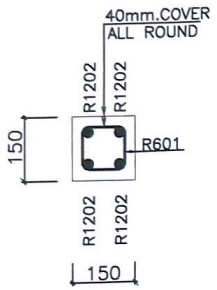

SECT. 1-1

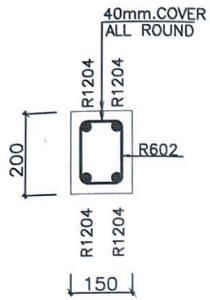

SECT. 2-2

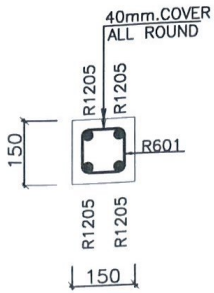

SECT. 3-3

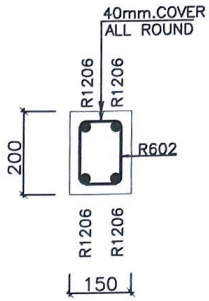

SECT. 4-4

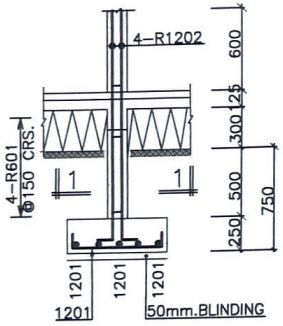

ELEVATION

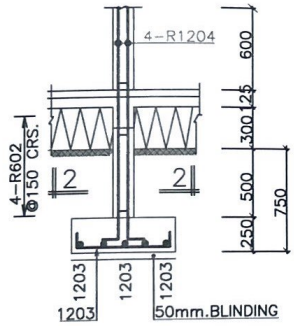

ELEVATION

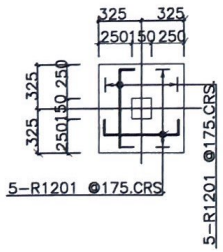

COL.BASE TYPE B1
(16 NO.THUS)

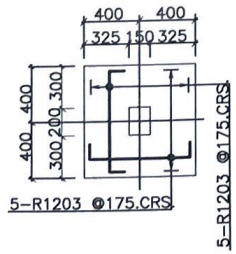

COL.BASE TYPE B2
(30 NO.THUS)

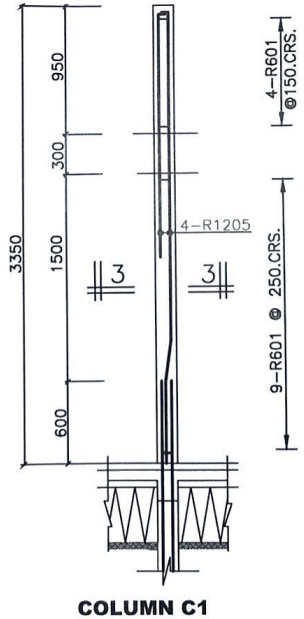

COLUMN C1
(16 No THUS)

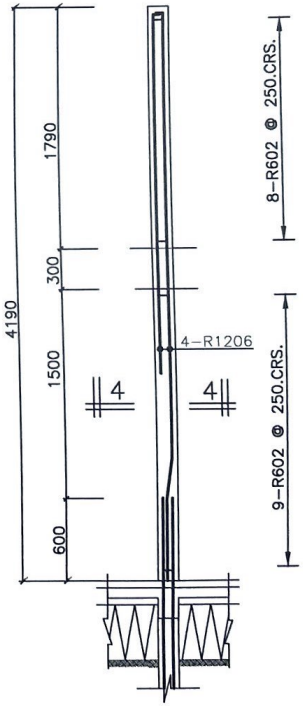

COLUMN C2
(30 No THUS)

PROCUREMENT & PROJECT MANAGEMENT CONSULTANCY LTD
BOX AF1701, Adeta Flat - Accra
Tel/Fax: 0302-526409
Email: ppmcon@gmail.com

GETFund

project:
6 UNIT CLASSROOM BLOCK
WITH ANCILLARY FACILITIES

CLIENT:
GETFUND

drwg:
COL,BASE & COLUMNS DETAILS

scale: 1: 100 & 1:50	date: MAR. 2010
drawn: ISAAC L	checked: J. S.
file:	
job no	sheet no: S-03

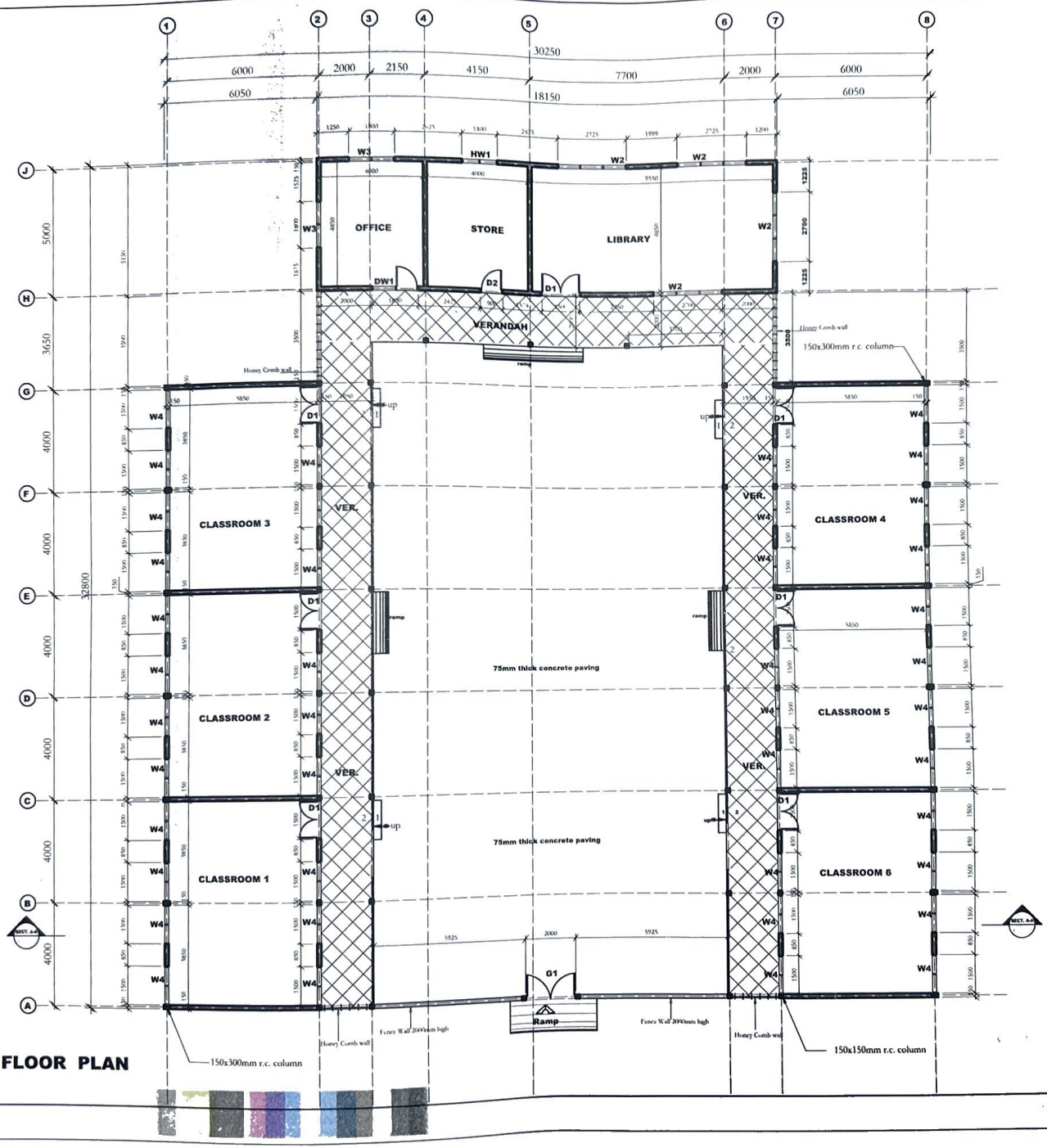

GROUND FLOOR PLAN

NOTES

Figured dimensions only are to be followed.
No dimensions are to be scaled; Contractors, Sub-Contractors and Suppliers must verify all dimensions before commencing any work or making any shop drawings.
Should any divergence in dimensions occur between architectural, engineering or Sub-Contractors drawings, the Contractor shall immediately contact the Architect for clarification.

1. USE 1:2:4 MIX FOR R.C. WORKS
2. USE MILD STEEL WITH TENSILE STRENGTH 250N /mm ^{2} (R)
3. COVER FOR REINFORCEMENT=50mm

NB:
Plywood ceilling to be provided in office, store and library only

project:
6 UNIT CLASSROOM BLOCK WITH ANCILLARY FACILITIES

CLIENT:
GETFUND

drwg:
GROUND FLOOR PLAN

scale: 1: 100	date: MAR. 2010
drawn:	checked:
file:	
job no	sheet no: S-04

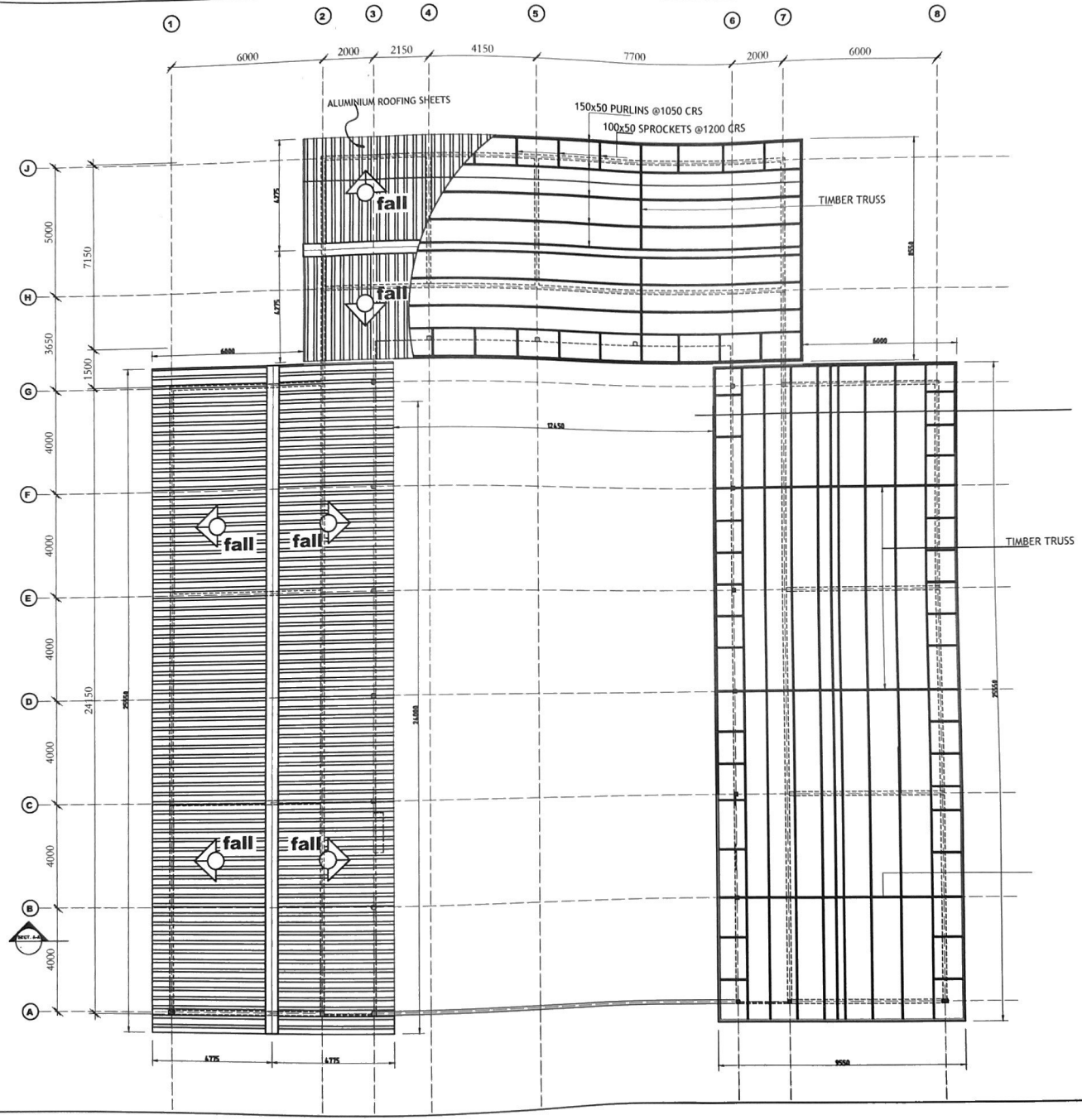

NOTES

Figured dimensions only are to be followed.
No dimensions are to be scaled; Contractors, Sub–Contractors and Suppliers must verify all dimensions before commencing any work or making any shop drawings.
Should any divergence in dimensions occur between architectural, engineering or Sub–Contractors drawings, the Contractor shall immediately contact the Architect for clarification.

1. USE 1:2:4 MIX FOR R.C. WORKS
2. USE MILD STEEL WITH TENSILE STRENGTH 250N /mm ^{2} (R)
3. COVER FOR REINFORCEMENT=50mm

NB:
Plywood ceilling to be provided in office, store and library only

project:
6 UNIT CLASSROOM BLOCK WITH ANCILLARY FACILITIES

CLIENT:
GETFUND

drwg:
ROOF PLAN

scale: 1: 100
date: MAR. 2010
drawn:
checked:
file:
job no
sheet no: S–05

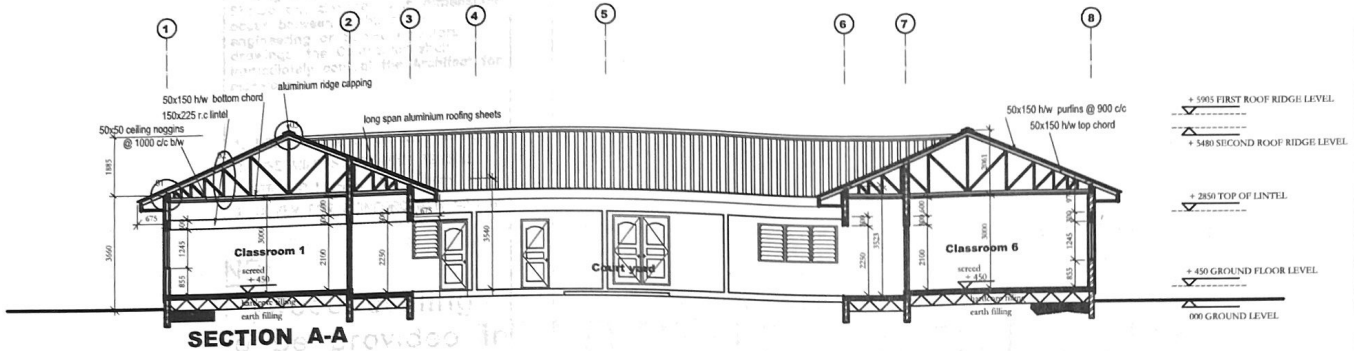

SECTION A-A

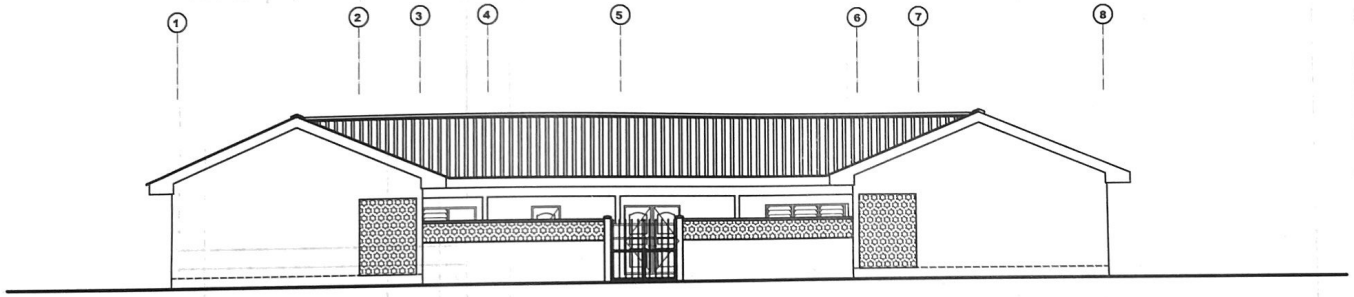

FRONT ELEVATION

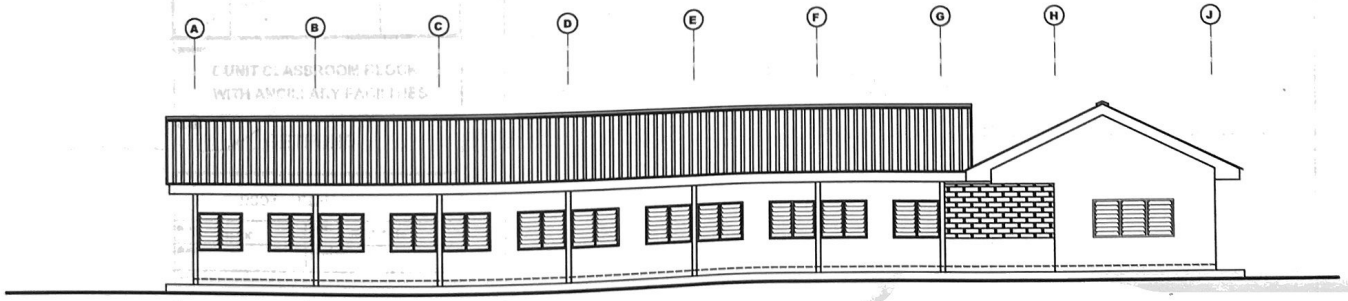

RIGHT S. ELEVATION

NOTES

Figured dimensions only are to be followed.
No dimensions are to be scaled; Contractors, Sub-Contractors and Suppliers must verify all dimensions before commencing any work or making any shop drawings.
Should any divergence in dimensions occur between architectural, engineering or Sub-Contractors drawings, the Contractor shall immediately contact the Architect for clarification.

1. USE 1:2:4 MIX FOR R.C. WORKS
2. USE MILD STEEL WITH TENSILE STRENGTH 250N /mm ^{2} (R)
3. COVER FOR REINFORCEMENT=50mm

NB:
Plywood ceilling to be provided in office, store and library only

project:
6 UNIT CLASSROOM BLOCK WITH ANCILLARY FACILITIES

CLIENT:
GETFUND

drwg:
SECTION AND ELEVATIONS

scale: 1: 100
date: MAR. 2010
drawn:
checked:
file:
job no
sheet no: S-06

NOTES

Figured dimensions only are to be followed.
No dimensions are to be scaled; Contractors, Sub-Contractors and Suppliers must verify all dimensions before commencing any work or making any shop drawings.
Should any divergence in dimensions occur between architectural, engineering or Sub-Contractors drawings, the Contractor shall immediately contact the Architect for clarification.

1. USE 1:2:4 MIX FOR R.C. WORKS
2. USE MILD STEEL WITH TENSILE STRENGTH 250N /mm ^{2} (R)
3. COVER FOR REINFORCEMENT=50mm

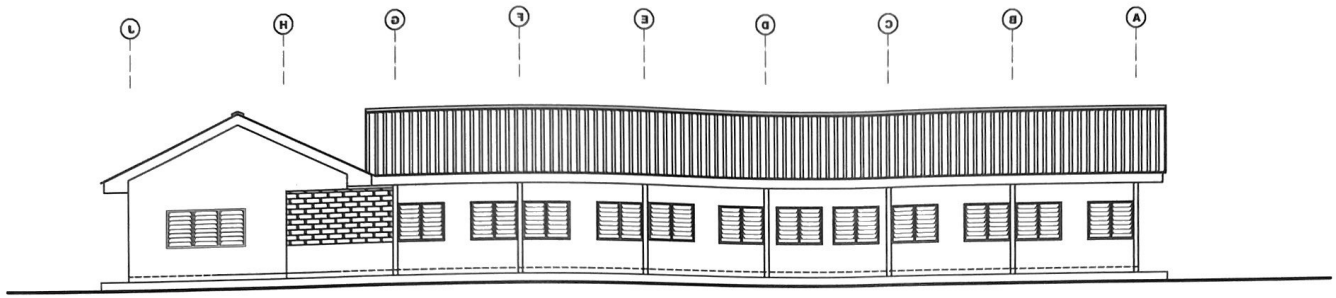

LEFT S. ELEVATION

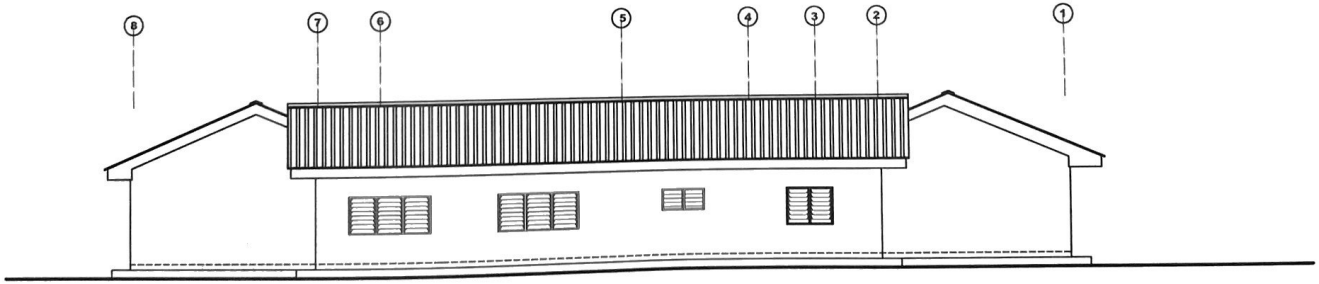

REAR ELEVATION

project:
6 UNIT CLASSROOM BLOCK WITH ANCILLARY FACILITIES

CLIENT:
GETFUND

drwg:
ELEVATIONS

scale: 1: 100 & 1:50	date: MAR. 2010
drawn:	checked:
file:	
job no	sheet no: S-07

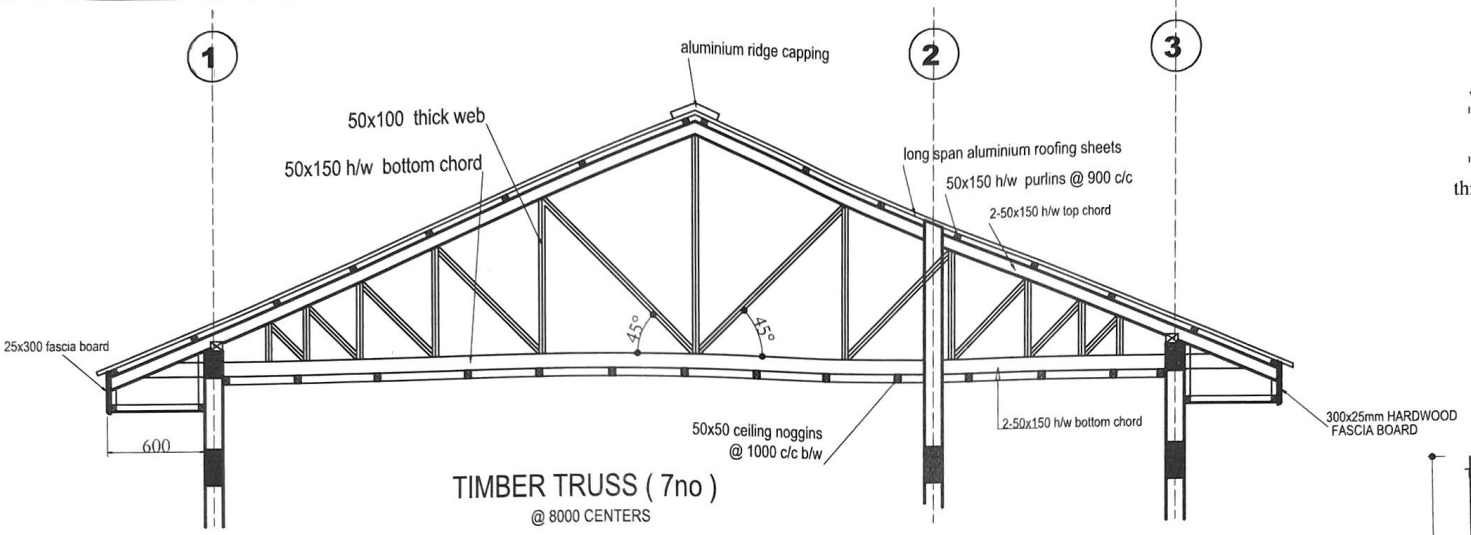

TIMBER TRUSS (7no)
@ 8000 CENTERS



thru' column

NOTES

Figured dimensions only are to be followed.
No dimensions are to be scaled; Contractors, Sub–Contractors and Suppliers must verify all dimensions before commencing any work or making any shop drawings.
Should any divergence in dimensions occur between architectural, engineering or Sub–Contractors drawings, the Contractor shall immediately contact the Architect for clarification.

1. USE 1:2:4 MIX FOR R.C. WORKS
2. USE MILD STEEL WITH TENSILE STRENGTH 250N /mm ^{2} (R)
3. COVER FOR REINFORCEMENT=50mm

NB:
Plywood ceilling to be provided in office, store and library only

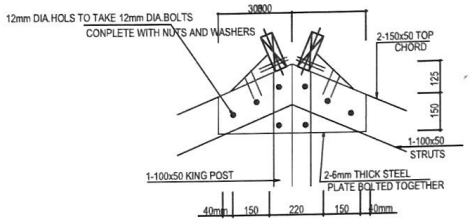

DETAIL AT "3"

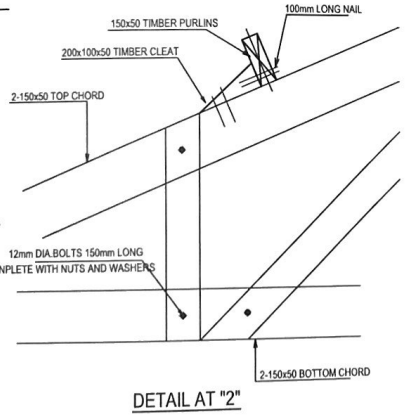

DETAIL AT "2"

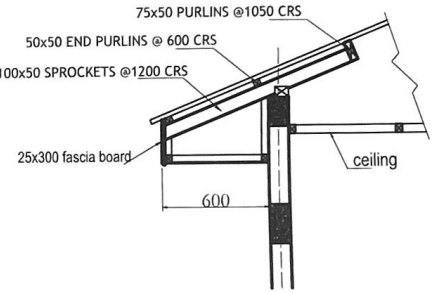

Detail @ eave

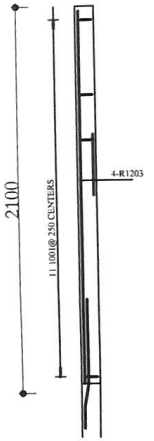

COLUMN C3
(2 No THUS)

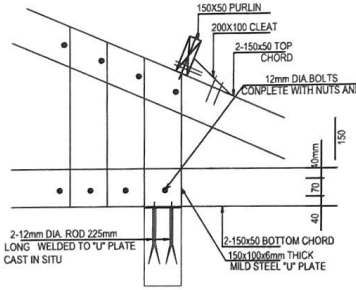

DETAIL AT "1"

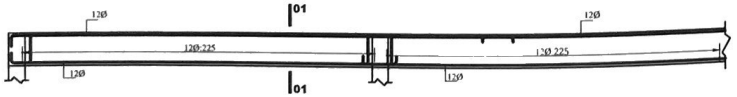

Typical beam lintel on col.
& over opening

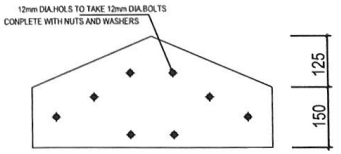

GUSSET STEEL PLATE DETAIL

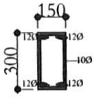

SEC. 01-01

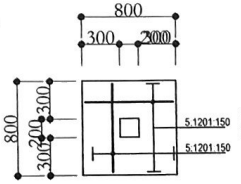

COL.BASE TYPE B3
(2 NO.THUS)

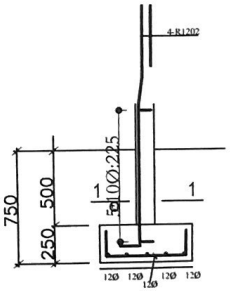

COLUMN FOOTING 3

project:
6 UNIT CLASSROOM BLOCK WITH ANCILLARY FACILITIES

CLIENT:
GETFUND

drwg:
ROOF, LINTEL AND COLUMN DETAILS

scale: 1: 100 & 1:50	date: MAR. 2010
drawn:	checked:
file:	
job no	sheet no: S–08

DOOR/ WINDOW NUMBER	ILLUSTRATION	QUANTITY	DESCRIPTION	LOCATION	IRONMONGERY	FINISH
DI	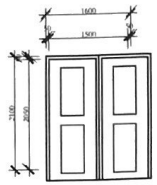	7	HINGED - DOUBLE HARDWOOD MATCH BOARDED LEDGED, & BATTENED DOOR	CLASSROOMS AND STORE	PAIR; 100x75x3MM TWO BALL BEARING BRASS BUTT HINGES 150MM BRASS BARREL BOLT KADI TALA OR OTHER APPROVED SECURITY MORTICE LOCK	ONE UNDERCOAT & TWO FINISHING COATS OF GLOSS OIL PAINT
D2	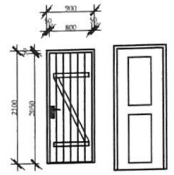	1	HINGED SINGLE HARDWOOD MATCH BOARDED LEDGED, & BATTENED DOOR	LIBRARY	PAIR; 100x75x3MM TWO BALL BEARING BRASS BUTT HINGES 150MM BRASS BARREL BOLT APPROVED MORTICE LOCK WITH SET OF LEVER HANDLE FURNITURE	ONE UNDERCOAT & TWO FINISHING COATS OF GLOSS OIL PAINT
DWI	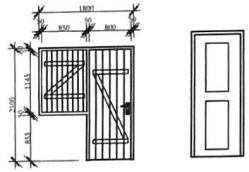	1	HINGED SINGLE HARDWOOD MATCH BOARDED LEDGED, & BATTENED DOOR WITH BRACED,LEDGED AND CASEMENT WINDOW	OFFICE	PAIR; 100x75x3MM TWO BALL BEARING BRASS BUTT HINGES 150MM BRASS BARREL BOLT APPROVED MORTICE LOCK WITH SET OF LEVER HANDLE FURNITURE	ONE UNDERCOAT & TWO FINISHING COATS OF GLOSS OIL PAINT
GI	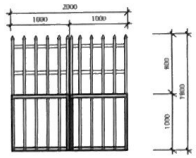	1	HINGED DOUBLE LEAF GALVANIZED STEEL GATE WITH 2MM STEEL SHEET, 50MM SQUARED PIPE FOR EXTERNAL FRAME 25MM SQUARED PIPE AS STRUTS	COURTYARD	BALL BEARING HINGES	ONE COAT OF RED OXID ANTI-RUST PAINT, ONE UNDERCOAT & TWO FINISHING COATS OF GLOSS OIL PAINT

PROCUREMENT & PROJECT MANAGEMENT CONSULTANCY LTD
BOX AF1701, Adeta Flat - Accra
Tel/Fax: 0302-525409
Email: ppmcaw@gmail.com

project:
6 UNIT CLASSROOM BLOCK WITH ANCILLARY FACILITIES

CLIENT:
GETFUND

drwg:
DOORS AND WINDOW SCHEDULES

scale:	1: 100 & 1:50	date:	MAR. 2010
drawn:	ISAAC L	checked:	J. S.
file:			
job no		sheet no:	S-9

W2	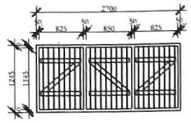	4	BRACED,LEDGED AND CASEMENT WINDOW	LIBRARY	PAIR; 100X75X3MM TWO BALL BEARING BRASS BUTT HINGES 100MM BRASS BARREL BOLT JALOUSIE HOOK STAY	ONE UNDERCOAT & TWO FINISHING COATS OF GLOSS OIL PAINT
W3	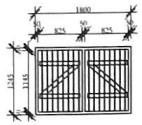	2	BRACED,LEDGED AND CASEMENT WINDOW	OFFICE	8NO 16MM DIAMETER MILD STEEL BARS THREADED THROUGH HARDWOOD FRAME	ONE UNDERCOAT & TWO FINISHING COATS OF GLOSS OIL PAINT TO FRAMES
W4	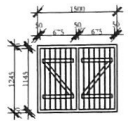	42	BRACED,LEDGED AND CASEMENT WINDOW	CLASSROOMS	8NO 16MM DIAMETER MILD STEEL BARS THREADED THROUGH HARDWOOD FRAME	ONE UNDERCOAT & TWO FINISHING COATS OF GLOSS OIL PAINT TO FRAMES
HW1	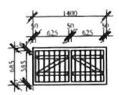	1	BRACED,LEDGED AND CASEMENT WINDOW	STORE	4NO 16MM DIAMETER MILD STEEL BARS THREADED THROUGH HARDWOOD FRAME	ONE UNDERCOAT & TWO FINISHING COATS OF GLOSS OIL PAINT

PROCUREMENT & PROJECT MANAGEMENT CONSULTANCY LTD
BOX AF 1701, Adeta Flat Accra
Tel/Fax 8302-826409
Email pprocure@gmail.com

project: 6 UNIT CLASSROOM BLOCK WITH ANCILLARY FACILITIES

CLIENT: GETFUND

drwg: DOORS AND WINDOW SCHEDULES

scale: 1: 100 & 1:50 | date: MAR. 2010

drawn: ISAAC L. | checked: J. S.

file:

job no | sheet no: S-10

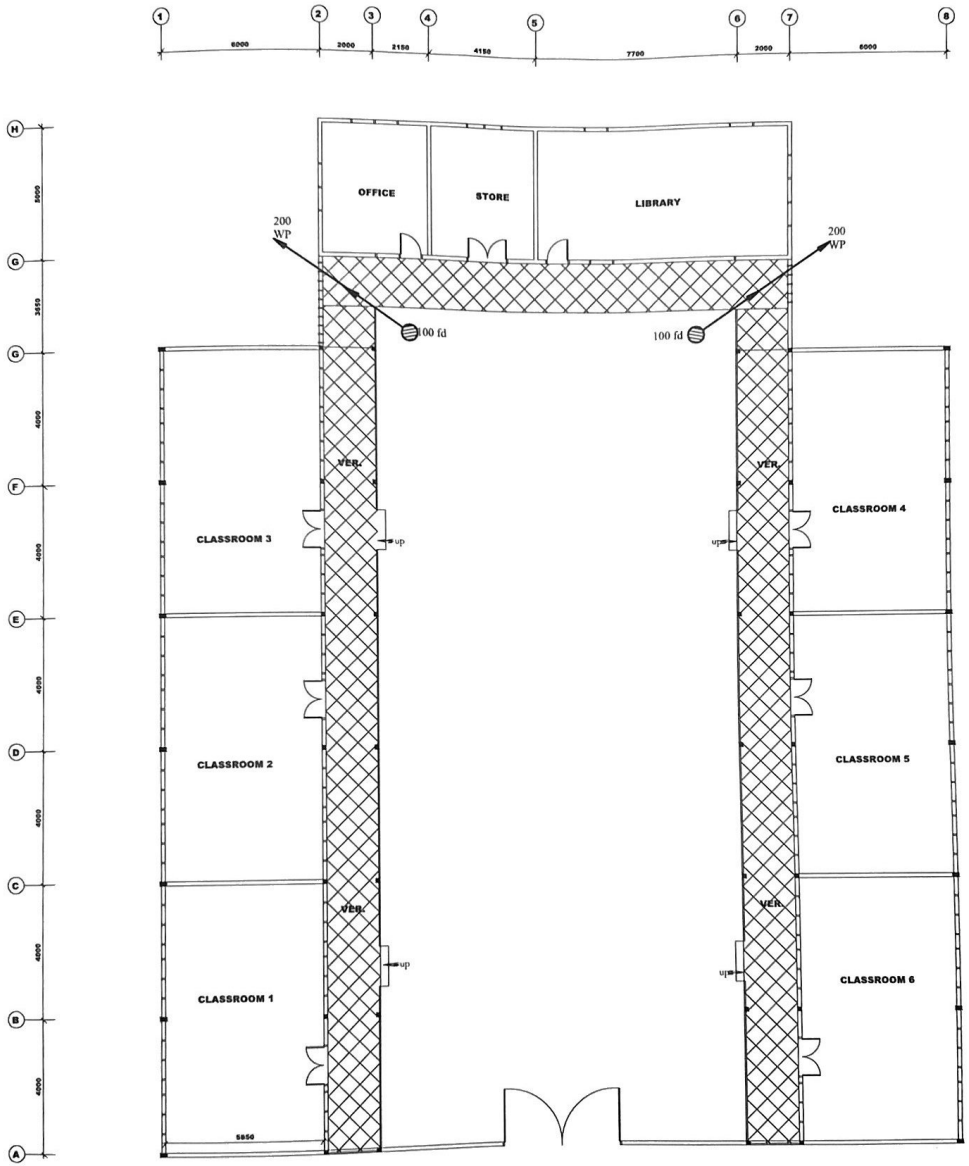

GROUND FLOOR PLAN

NOTES

project:
6 UNIT CLASSROOM BLOCK
WITH ANCILLARY FACILITIES

CLIENT:
GETFUND

drwg:
GROUND FLOOR PLAN
Drainage System

scale: 1: 100 & 1:50
date: APRIL 2010

drawn: R. BAYITSE
checked: H.H. ABIMAH

file:

job no

sheet no: S-11

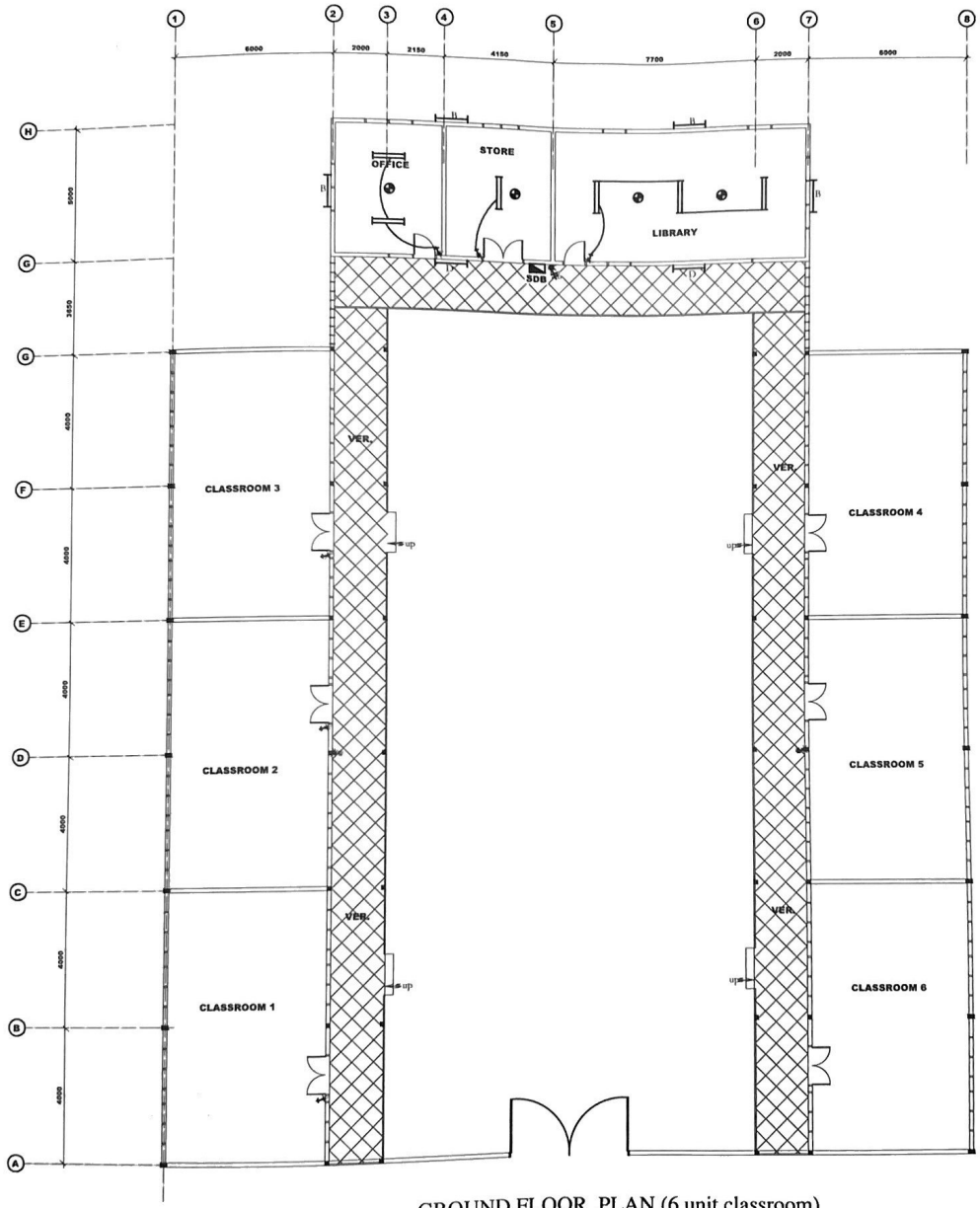

GROUND FLOOR PLAN (6 unit classroom)
LIGHTING POINTS LAYOUT

Legend	
Symbol	Description
	2x36w TLD Fluorescent surface mounted batten fitting
W	1x36w TLD Fluorescent surface mounted corrosion resistant with opal diffuser
F	Electric Ceiling Fan
	10A 1gang switch

NB:
PVC Conduit pipping only to be provided in all classrooms

project:
6 UNIT CLASSROOM BLOCK WITH ANCILLARY FACILITIES

CLIENT:
GETFUND

drwg:
LIGHTING POINTS LAYOUT

scale: 1: 100 & 1:50	date: MAR. 2010
drawn: BEN USHER	checked: K.O.
file:	
job no	sheet no: S-12

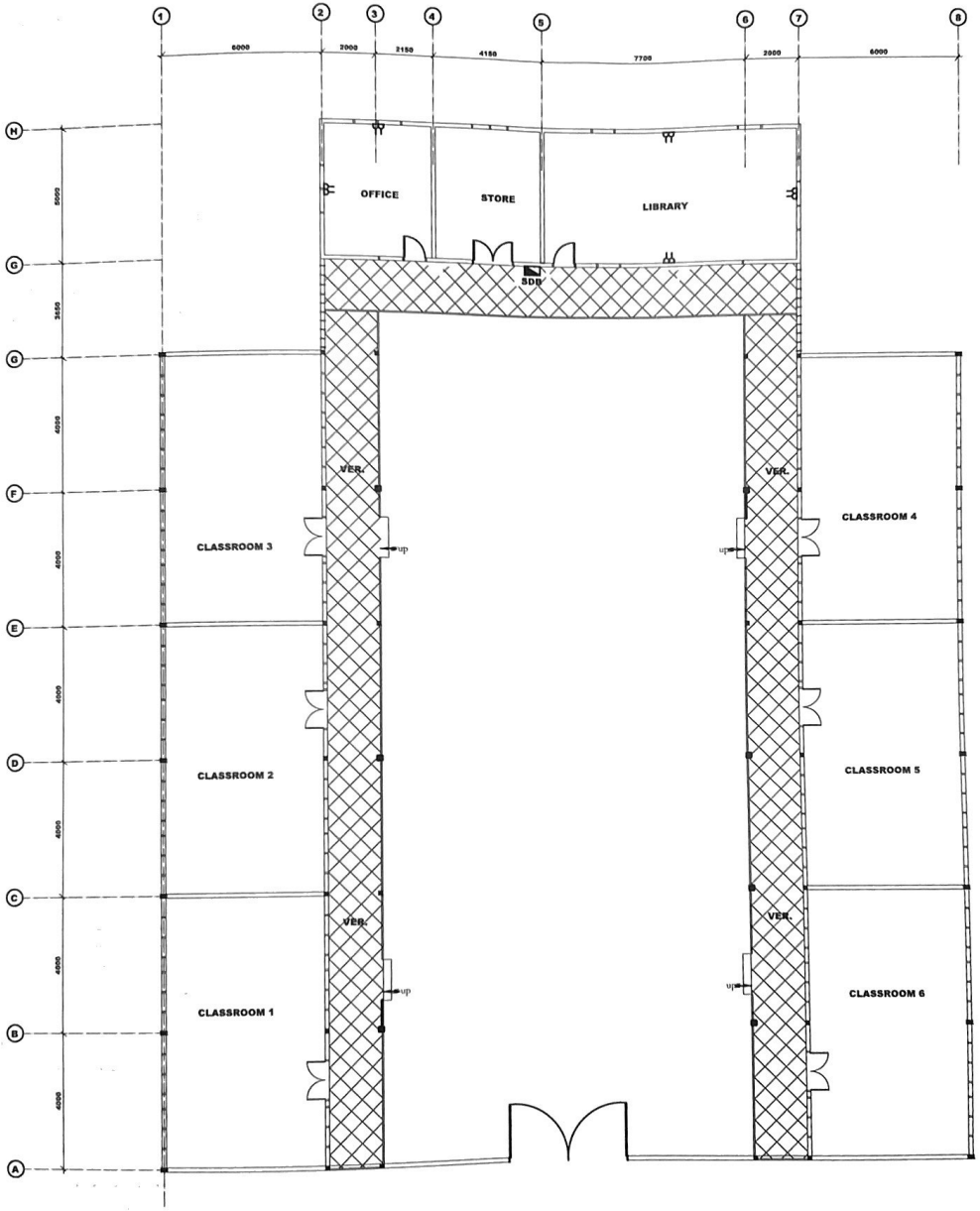

GROUND FLOOR PLAN (6 unit classroom)
POWER POINTS LAYOUT

Legend

Symbol	Description
	13A Twin switched socket outlet
	Distribution Board

NB:
PVC Conduit pipping only to be provided in all classrooms

project:
6 UNIT CLASSROOM BLOCK WITH ANCILLARY FACILITIES

CLIENT:
GETFUND

drwg:
LIGHTING POINTS LAYOUT

scale: 1: 100 & 1:50	date: MAR. 2010
drawn: BEN USHER	checked: K.O.
file:	
job no	sheet no: S-13

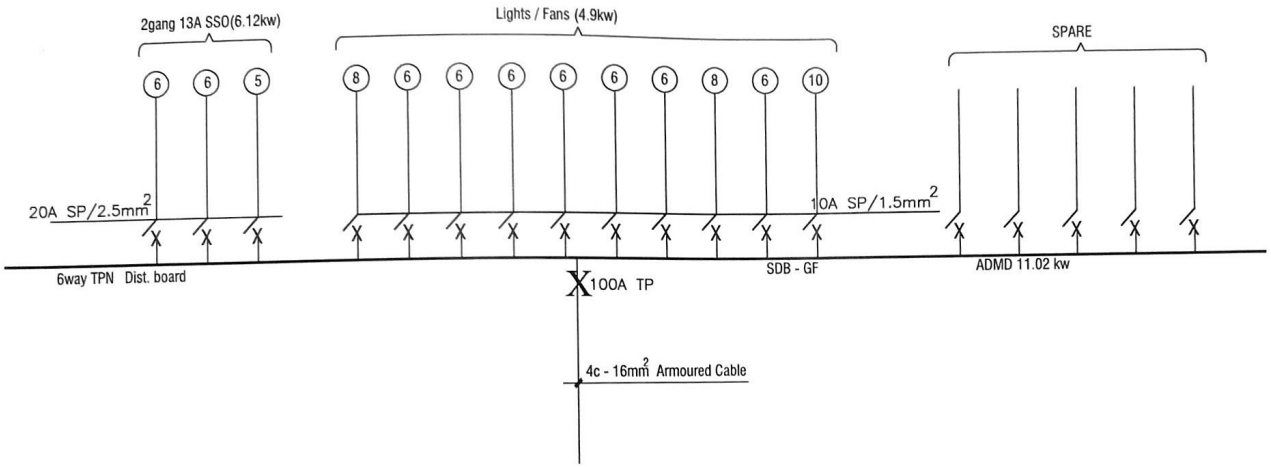

SCHEMATIC DIAGRAM (6 unit classroom)

PROCUREMENT & PROJECT MANAGEMENT CONSULTANCY LTD
BOX AF1701, Adabraka Post - Accra
Tel/Fax 0322-981768
Email ppmcon@gmail.com

project:
6 UNIT CLASSROOM BLOCK WITH ANCILLARY FACILITIES

CLIENT:
GETFUND

drwg:
SCHEMATIC DIAGRAM

scale:	date:
1: 100 & 1:50	MAR. 2010
drawn: BEN USHER	checked: K.O.
file:	
job no	sheet no: S-14

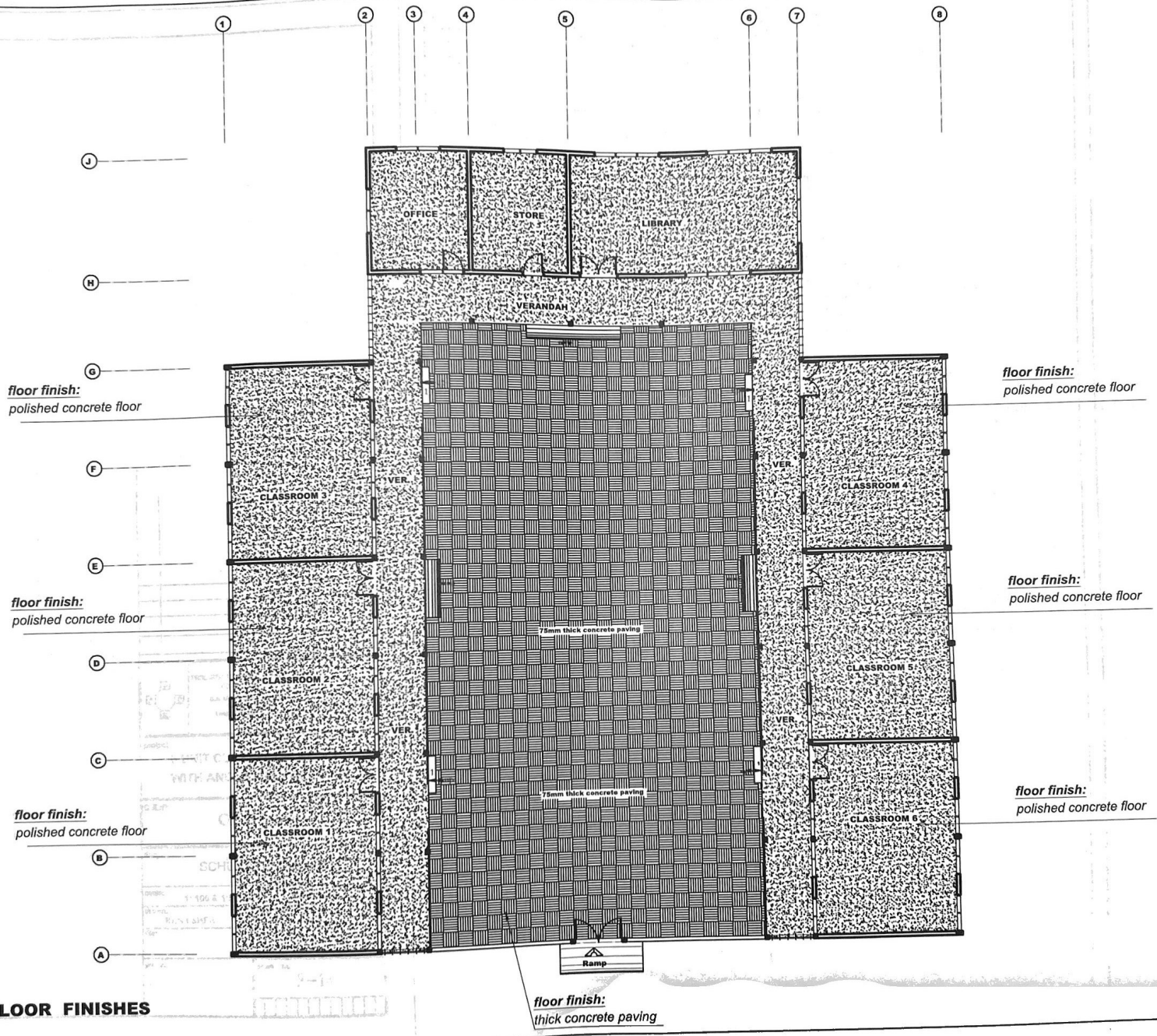

FLOOR FINISHES

NOTES

Figured dimensions only are to be followed.
No dimensions are to be scaled; Contractors, Sub-Contractors and Suppliers must verify all dimensions before commencing any work or making any shop drawings.
Should any divergence in dimensions occur between architectural, engineering or Sub-Contractors drawings, the Contractor shall immediately contact the Architect for clarification.

1. USE 1:2:4 MIX FOR R.C. WORKS
2. USE MILD STEEL WITH TENSILE STRENGTH 250N /mm ^{2} (R)
3. COVER FOR REINFORCEMENT=50mm

NB:
Plywood ceilling to be provided in office, store and library only

project:
6 UNIT CLASSROOM BLOCK WITH ANCILLARY FACILITIES

CLIENT:
GETFUND

drwg:
FLOOR FINISHES

scale: 1: 100
date: MAR. 2010
drawn:
checked:
file:
job no
sheet no: S-15

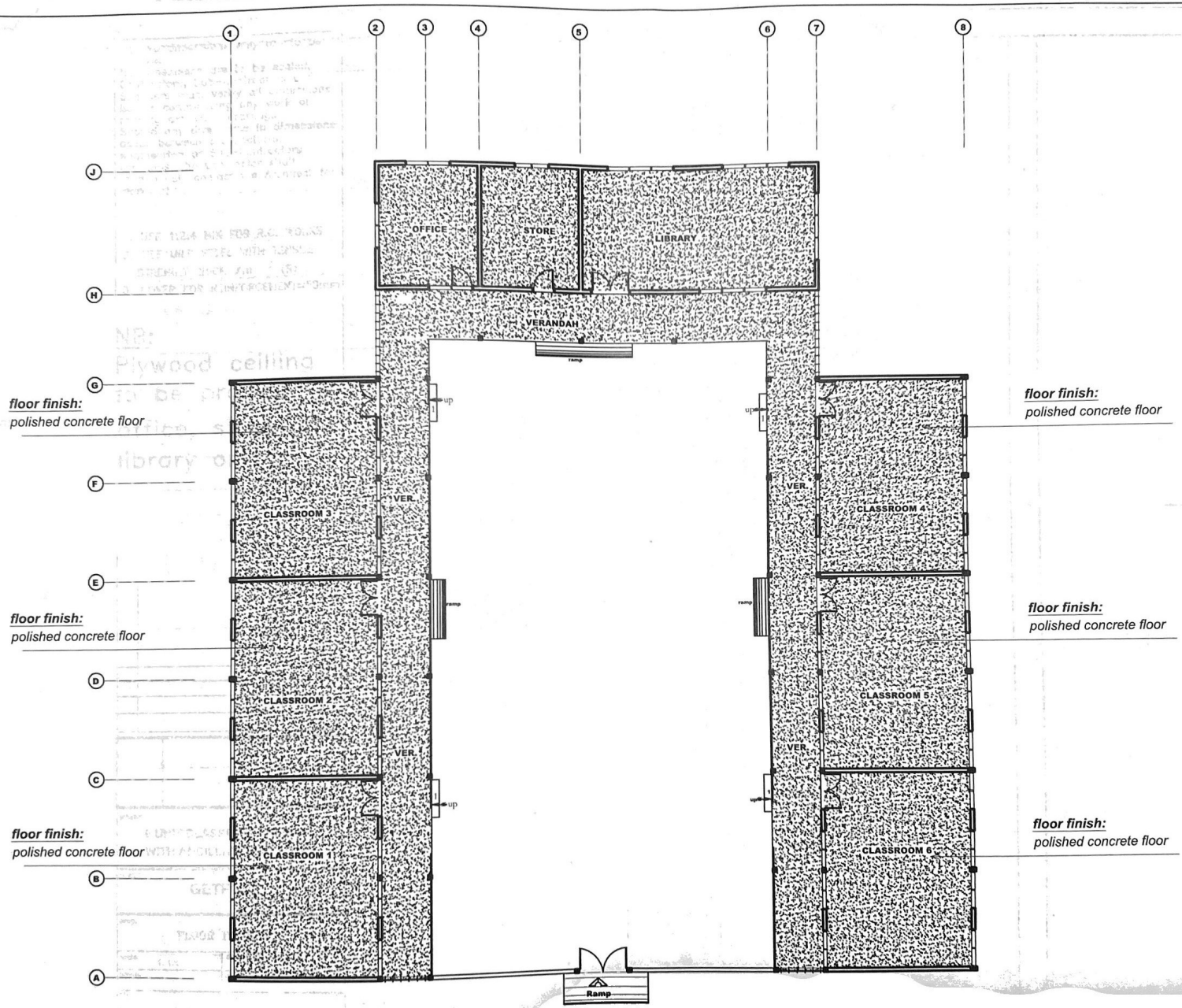

CEILING FINISHES

NOTES

Figured dimensions only are to be followed.
No dimensions are to be scaled; Contractors, Sub-Contractors and Suppliers must verify all dimensions before commencing any work or making any shop drawings.
Should any divergence in dimensions occur between architectural, engineering or Sub-Contractors drawings, the Contractor shall immediately contact the Architect for clarification.

1. USE 1:2:4 MIX FOR R.C. WORKS
2. USE MILD STEEL WITH TENSILE STRENGTH 250N /mm ^{2} (R)
3. COVER FOR REINFORCEMENT=50mm

NB:
Plywood ceilling to be provided in office, store and library only

project:
6 UNIT CLASSROOM BLOCK WITH ANCILLARY FACILITIES

CLIENT:
GETFUND

drwg:
CEILING FINISHES

scale: 1: 100
date: MAR. 2010
drawn:
checked:
file:
job no
sheet no: S-16