ARCHITECTURAL DRAWINGS

PROJECT.

PROPOSED SINGLE ROOM SELF CONTAIN NURSE'S QUARTERS

CLIENT.

NORTH TONGU DISTRICT ASSEMBLY

AT.

NORTH TONGU, VOLTA REGION

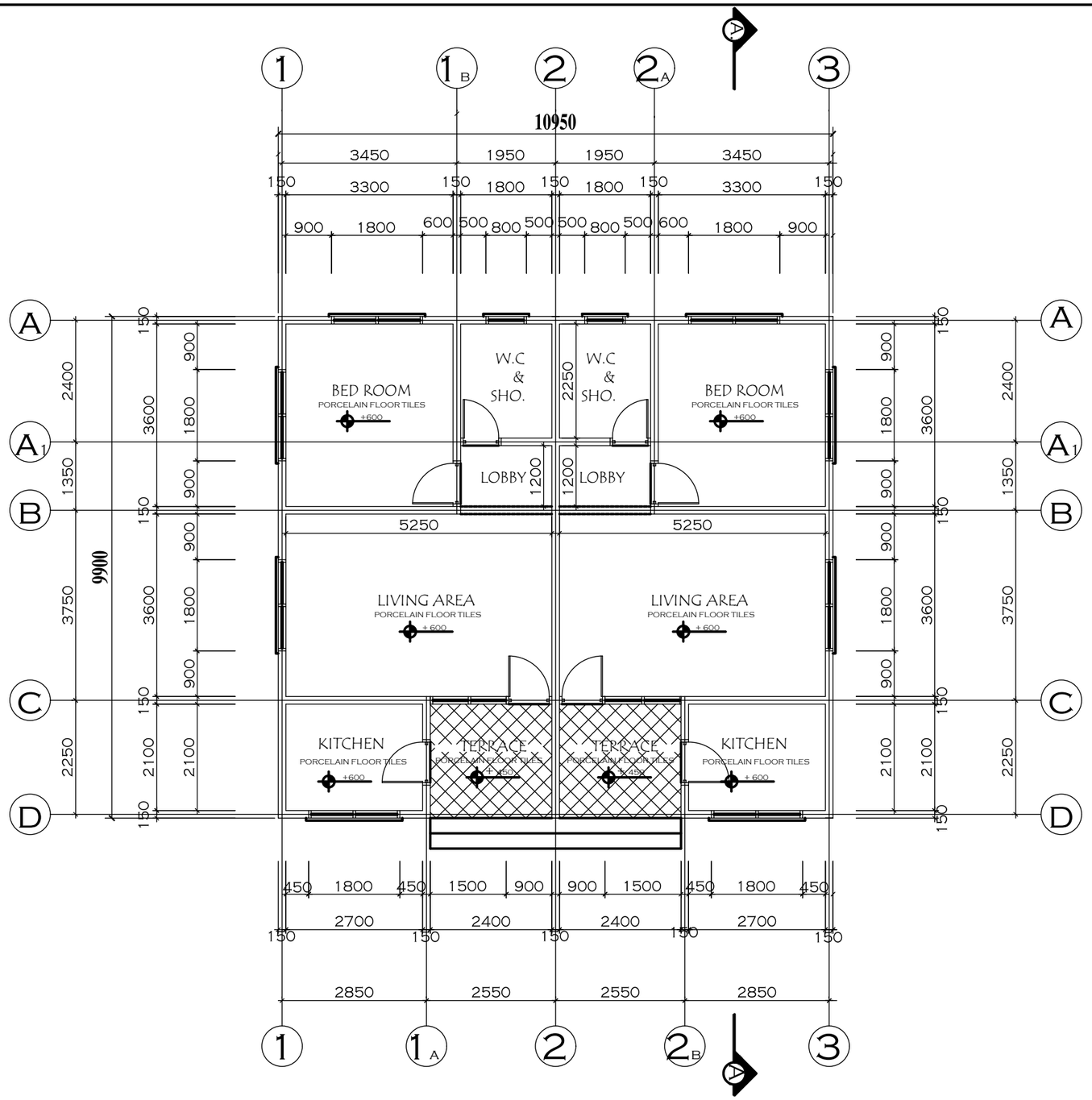

GROUND FLOOR PLAN

SCALE = 1/100

NOTE

CLIENT

NORTH TONGU DISTRICT ASSEMBLY

LOCATION

NORTH TONGU
VOLTA REGION

DRAWING NAME

AS INDICATED

DRAWN BY	DESIGNED BY
DATE: OCTOBER, 2026	SCALE: 1 : 100 @ A3
PROJECT No.	SHEET No.: ARC - 101

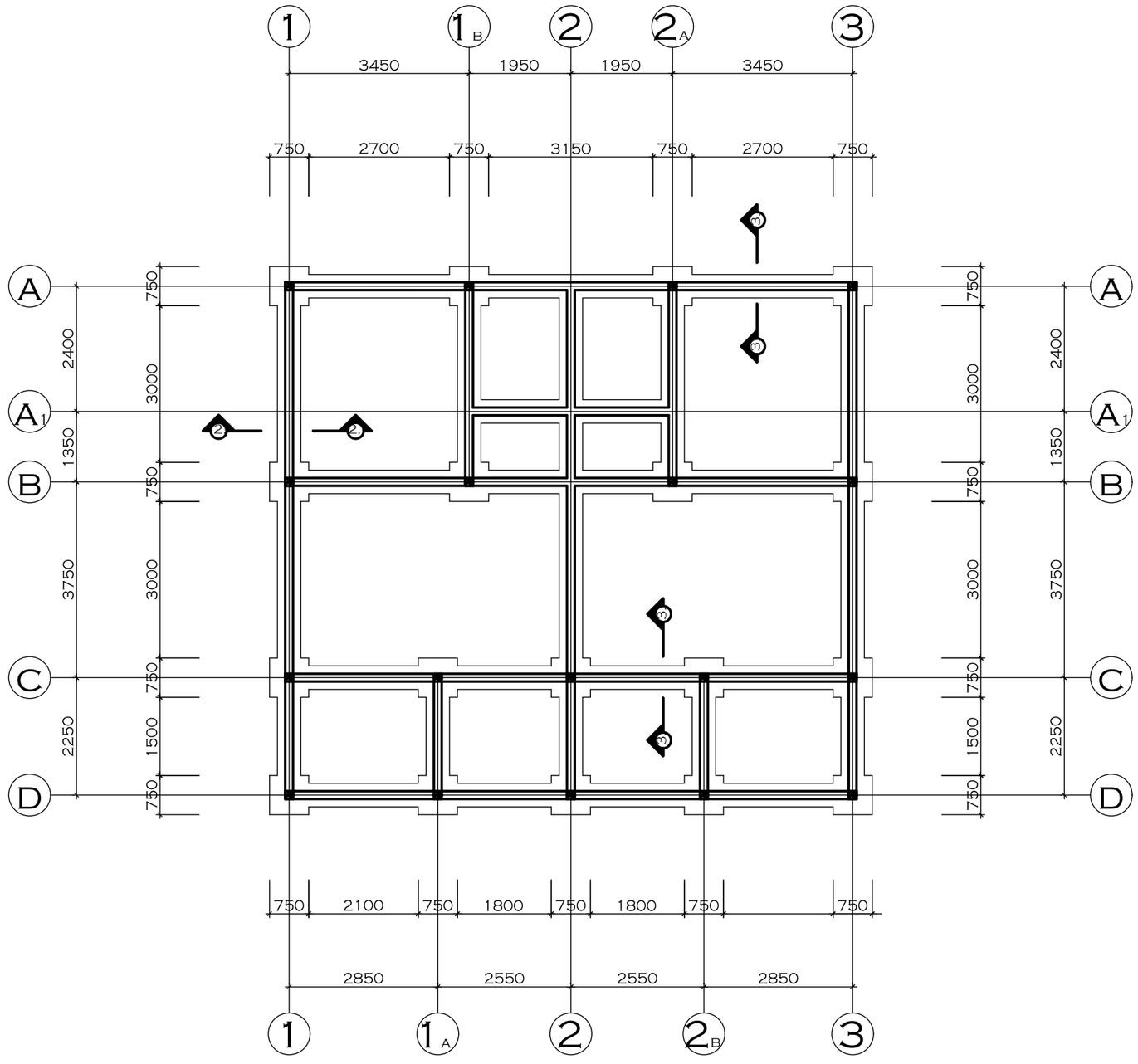

FOUNDATION PLAN

SCALE = 1/100

NOTE

CLIENT

NORTH TONGU DISTRICT ASSEMBLY

LOCATION

NORTH TONGU
VOLTA REGION

DRAWING NAME

AS INDICATED

DRAWN BY	DESIGNED BY
DATE: OCTOBER, 2026	SCALE: 1 : 100 @ A3
PROJECT No.	SHEET No.: ARC - 102

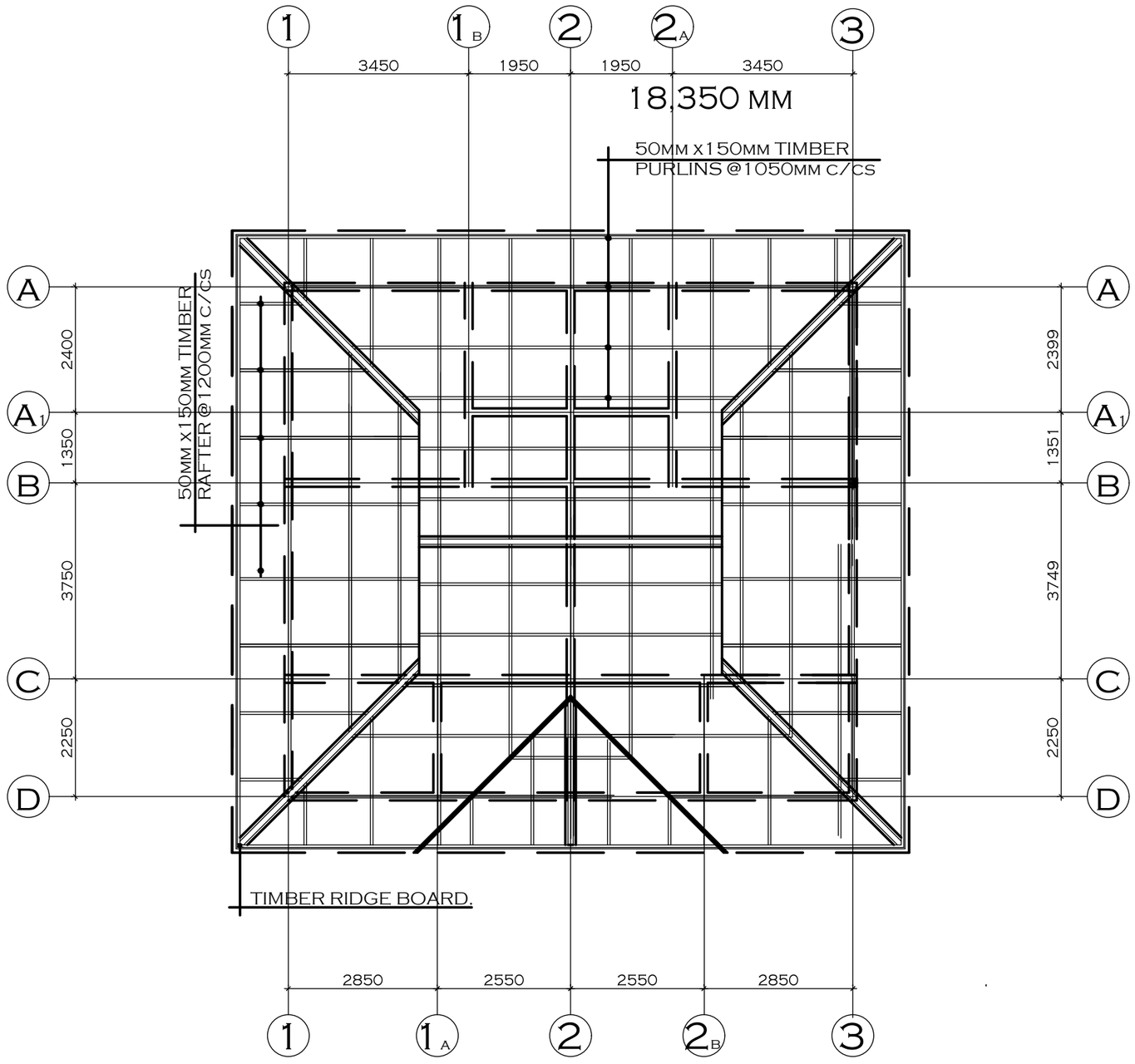

ROOF FRAMING PLAN

SCALE = 1/100

NOTE

CLIENT

NORTH TONGU DISTRICT ASSEMBLY

LOCATION

NORTH TONGU
VOLTA REGION

DRAWING NAME

AS INDICATED

DRAWN BY	DESIGNED BY
DATE: OCTOBER, 2026	SCALE: 1 : 100 @ A3
PROJECT No.	SHEET No.: ARC - 103

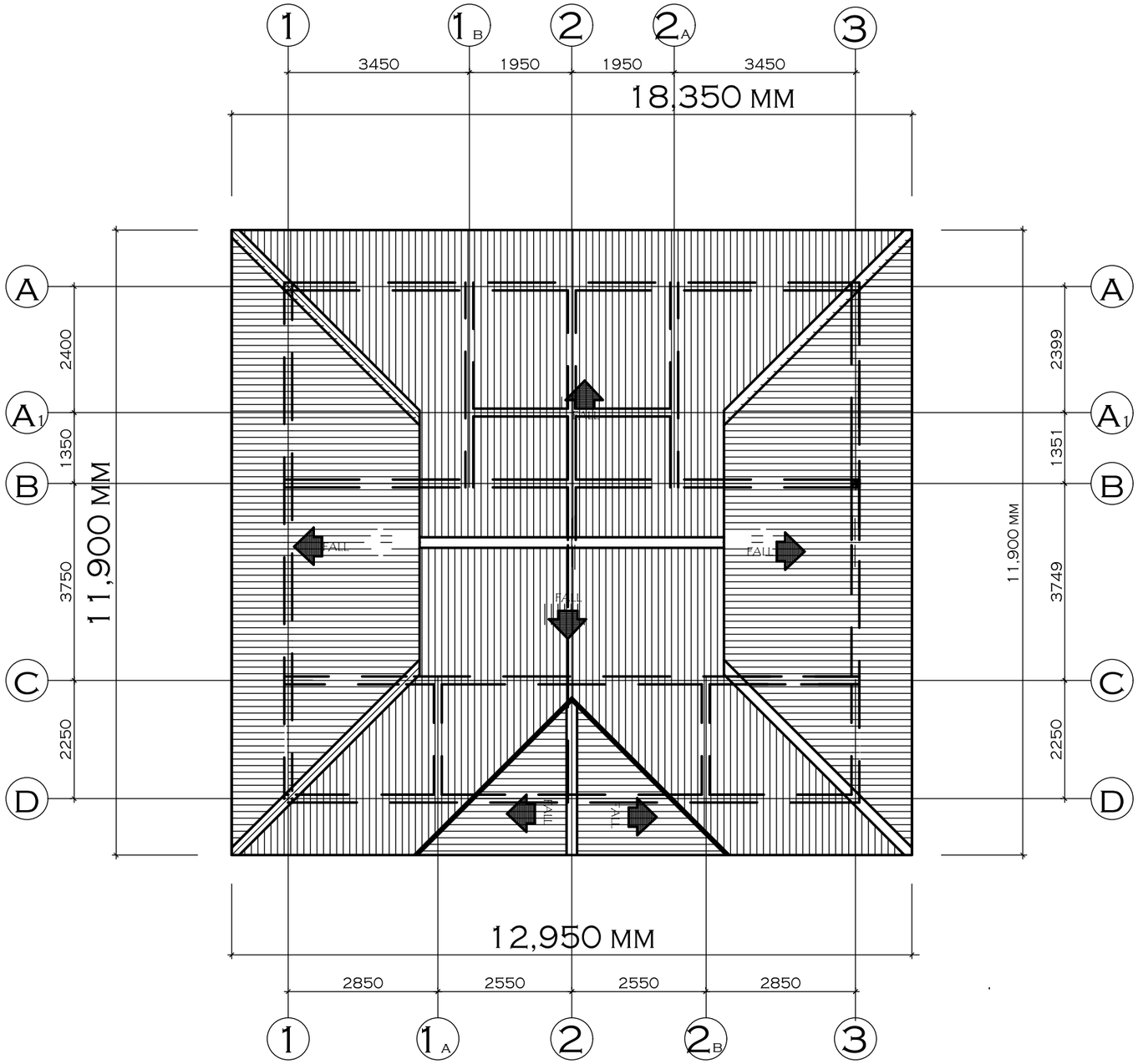

ROOF PLAN

SCALE = 1/100

CLIENT

NORTH TONGU DISTRICT ASSEMBLY

LOCATION

NORTH TONGU
VOLTA REGION

DRAWING NAME

AS INDICATED

DRAWN BY	DESIGNED BY
DATE: OCTOBER, 2026	SCALE: 1 : 100 @ A3
PROJECT No.	SHEET No.: ARC - 104

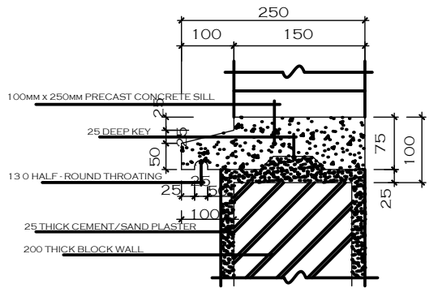

CONCRETE SILL DETAIL C6.

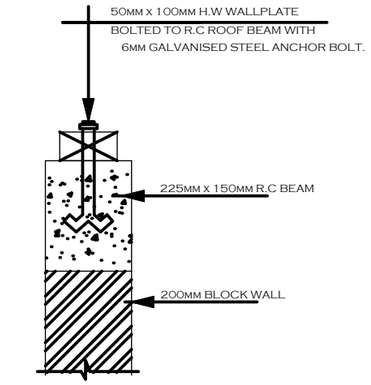

WALL PLATE DETAIL C5.

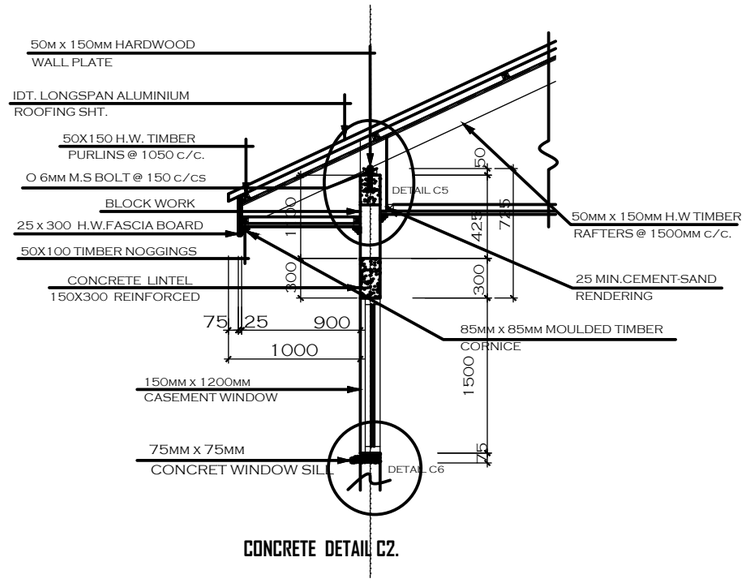

CONCRETE DETAIL C2.

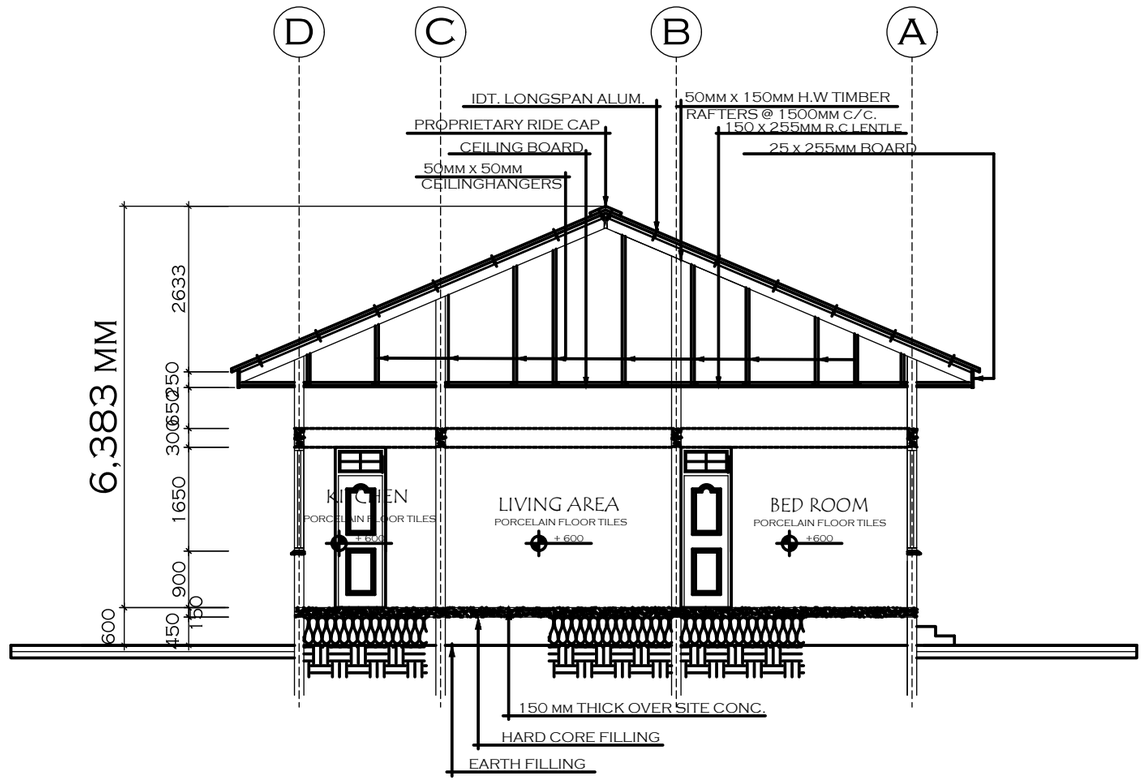

SECTION A - A

SCALE = 1/100

CLIENT

NORTH TONGU
DISTRICT ASSEMBLY

LOCATION

NORTH TONGU
VOLTA REGION

DRAWING NAME

AS INDICATED

DRAWN BY	DESIGNED BY
DATE: OCTOBER, 2026	SCALE: 1 : 100 @ A3
PROJECT No.	SHEET No.: ARC - 201

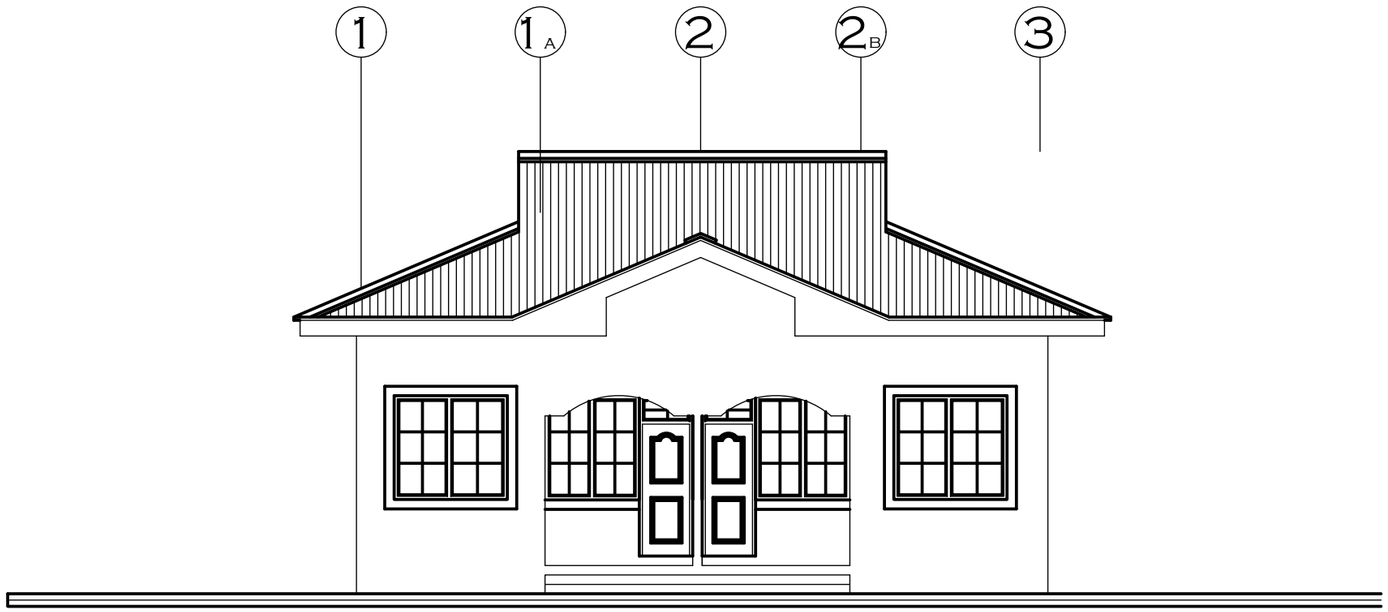

FRONT ELEVATION

SCALE = 1/100

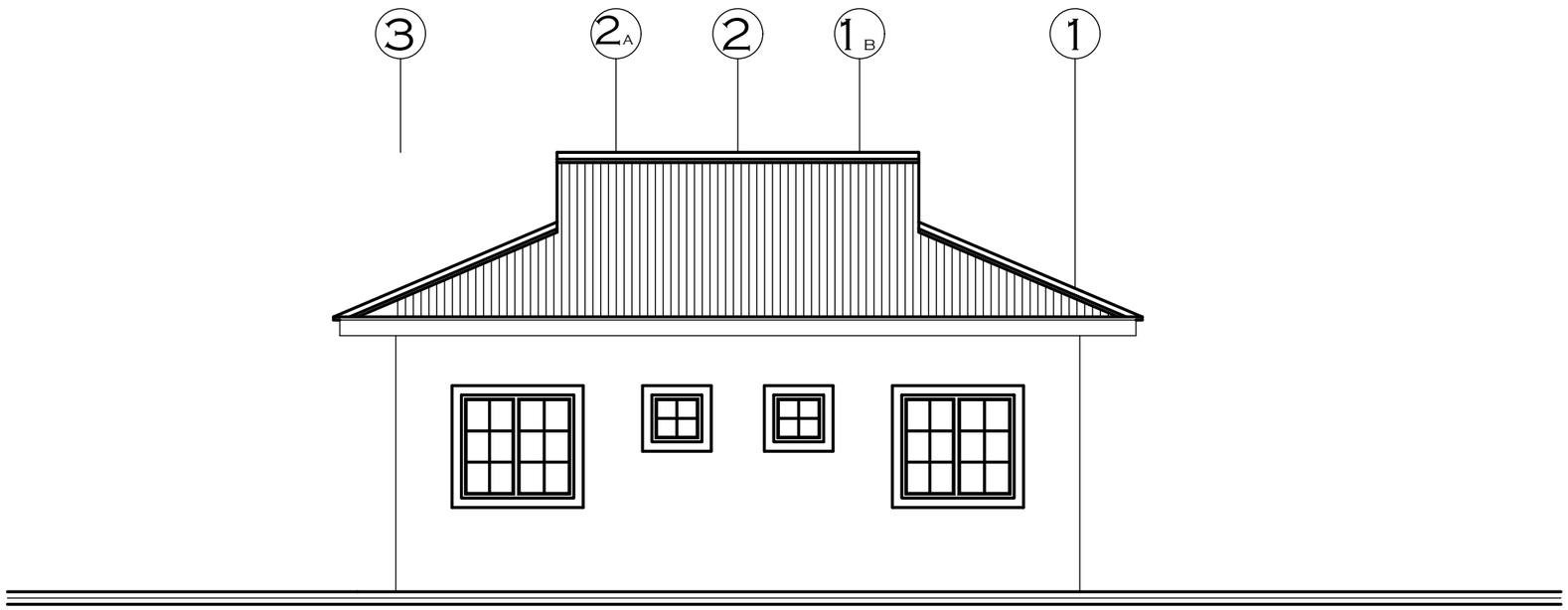

BACK ELEVATION

SCALE = 1/100

NOTE

CLIENT

NORTH TONGU
DISTRICT ASSEMBLY

LOCATION

NORTH TONGU
VOLTA REGION

DRAWING NAME

AS INDICATED

DRAWN BY	DESIGNED BY
DATE: OCTOBER, 2026	SCALE: 1 : 100 @ A3
PROJECT No.	SHEET No.: ARC - 301

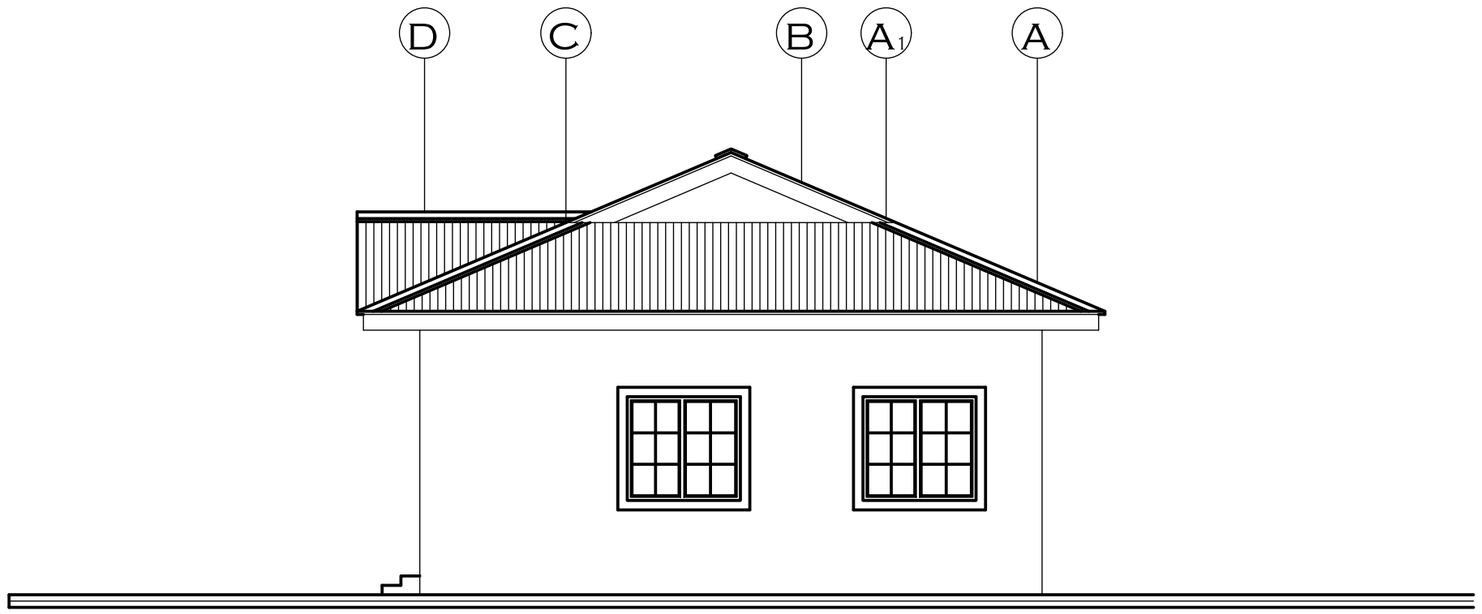

RIGHT SIDE ELEVATION

SCALE = 1/100

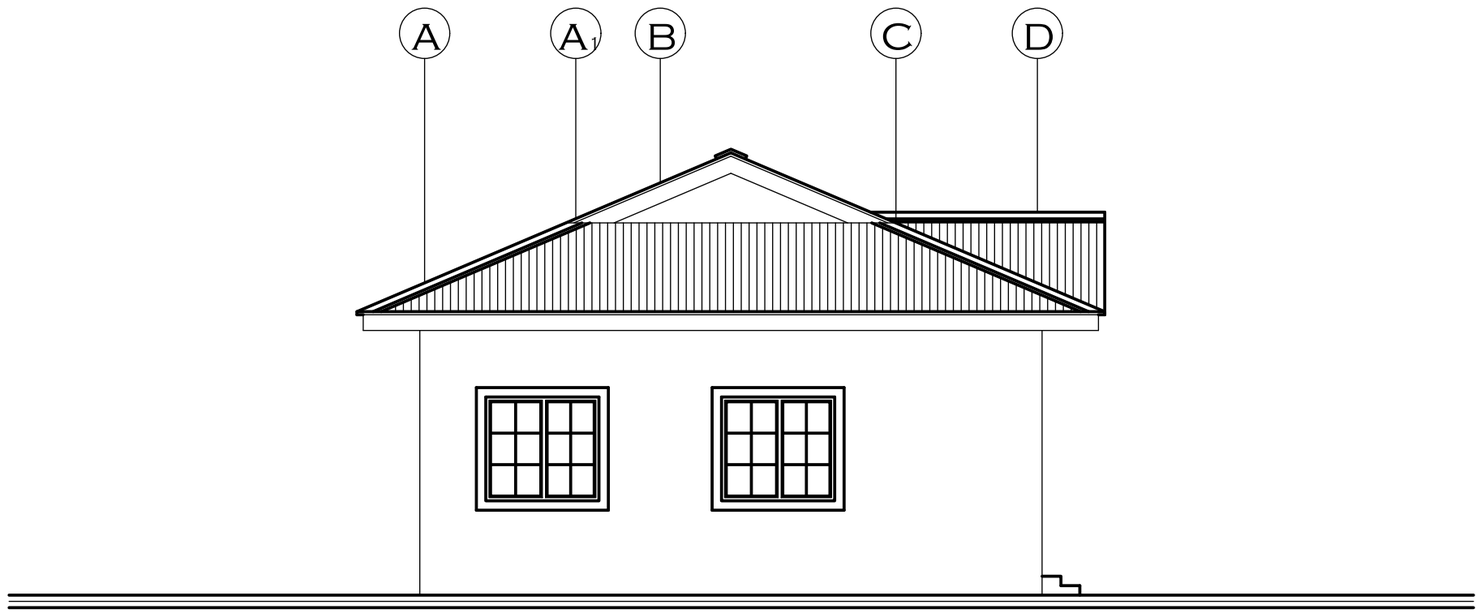

LEFT SIDE ELEVATION

SCALE = 1/100

NOTE

CLIENT

NORTH TONGU
DISTRICT ASSEMBLY

LOCATION

NORTH TONGU
VOLTA REGION

DRAWING NAME

AS INDICATED

DRAWN BY	DESIGNED BY
DATE: OCTOBER, 2026	SCALE: 1 : 100 @ A3
PROJECT No.	SHEET No.: ARC - 302

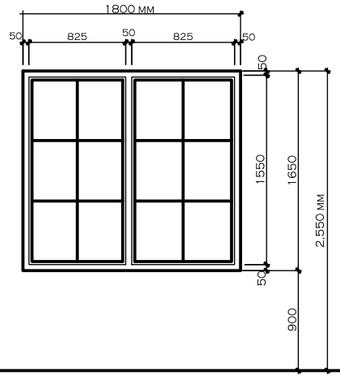

TYPE	DESCRIPTION	QUANTITY
W1	ALUMINUM WINDOW FRAME	6
	LOCATION: LIVING AREA & BEDROOMS	
	IRONMONGERY	

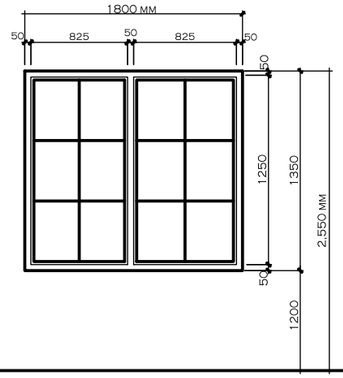

TYPE	DESCRIPTION	QUANTITY
D2	ALUMINUM WINDOW FRAME	2
	LOCATION: KITCHEN	
	IRONMONGERY	

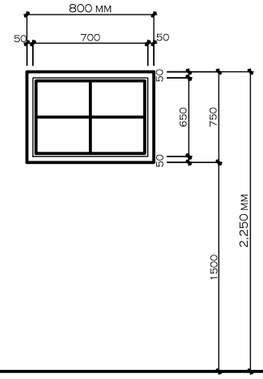

TYPE	DESCRIPTION	QUANTITY
HLW1	ALUMINUM WINDOW FRAME	2
	W.C & SHO.	

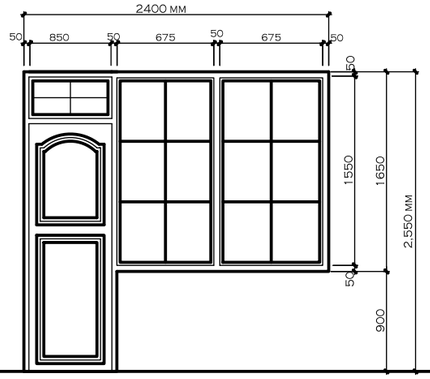

TYPE	DESCRIPTION	QUANTITY
DW1	ALUMINUM DOOR & WINDOW FRAME	2
	LOCATION: KITCHEN	
	IRONMONGERY	

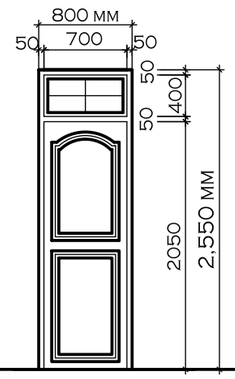

TYPE	DESCRIPTION	QUANTITY
D3	TIMBER PANEL DOOR	2
	W.C & SHO.	

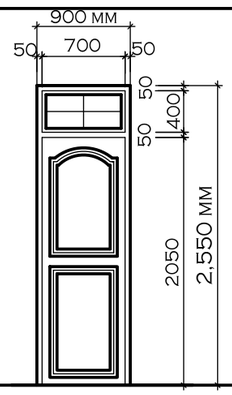

TYPE	DESCRIPTION	QUANTITY
D2	TIMBER PANEL DOOR	4
	LOCATION: BEDROOMS & LIVING AREA	
	IRONMONGERY	

TYPE	DESCRIPTION	QUANTITY
	LOCATION	
	IRONMONGERY	

NOTE

CLIENT

NORTH TONGU DISTRICT ASSEMBLY

LOCATION

NORTH TONGU
VOLTA REGION

DRAWING NAME

AS INDICATED

DRAWN BY	DESIGNED BY
DATE: OCTOBER, 2026	SCALE: 1 : 100 @ A3
PROJECT No.	SHEET No.: ARC - 401

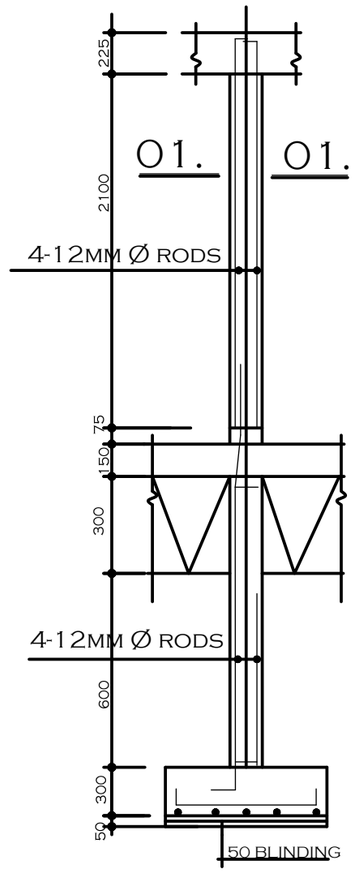

TYPICAL COLUMN
(TYPE 1.)

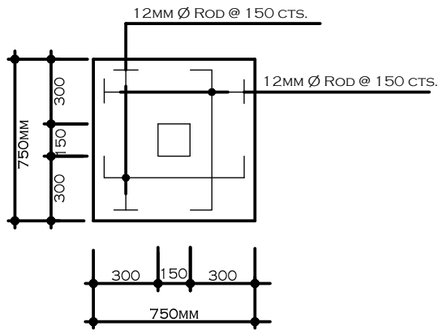

COLUMN BASE
No OFF 18

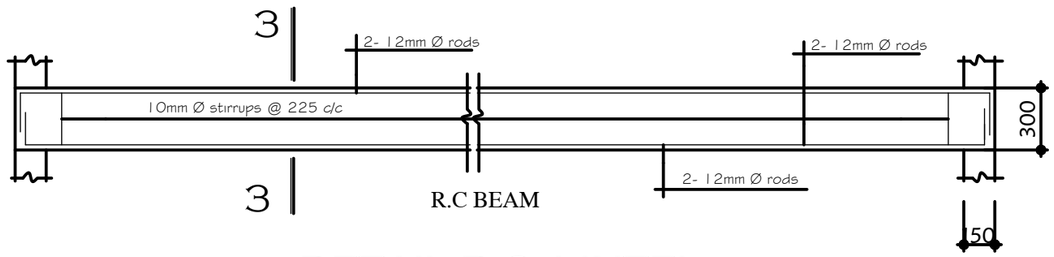

DETAIL R.C LINTEL

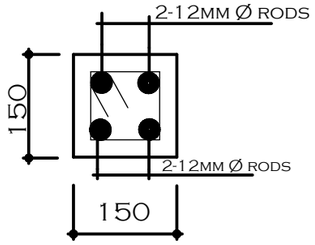

(SEC. 01-01)

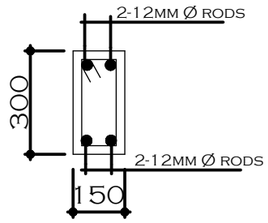

(SEC. 3-3)

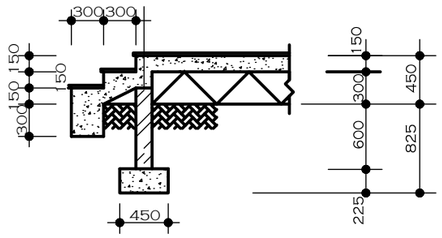

DETAIL 01 - 01

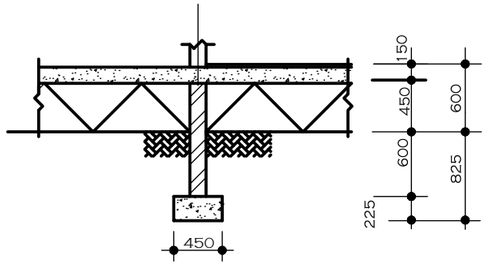

DETAIL 02 - 02

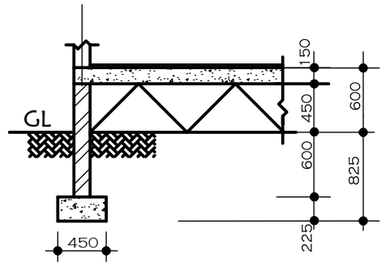

DETAIL 03 - 03

NOTE

CLIENT
NORTH TONGU
DISTRICT ASSEMBLY

LOCATION
NORTH TONGU
VOLTA REGION

DRAWING NAME
AS INDICATED

DRAWN BY	DESIGNED BY
DATE: OCTOBER, 2026	SCALE: 1 : 100 @ A3
PROJECT No.	SHEET No.: ARC - 402

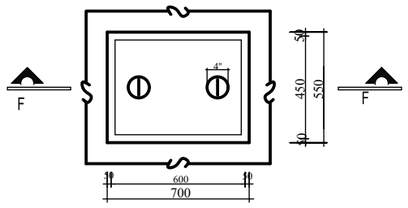

- PLAN - SCALE (1:12,5)

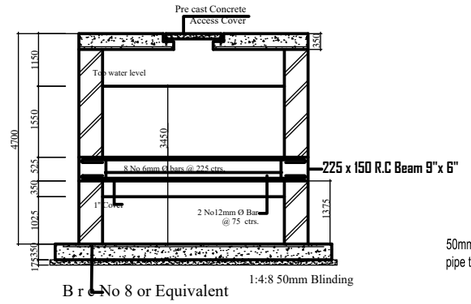

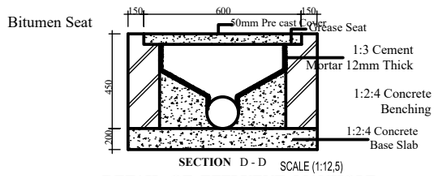

SECTION D - D SCALE (1:12,5)

DETAIL OF EFFLUENT MANHOLE

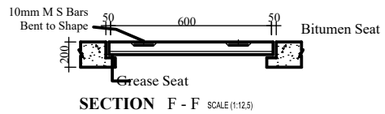

SECTION F - F SCALE (1:12,5)

DETAIL OF PRE CAST R.C. ACCESS COVER

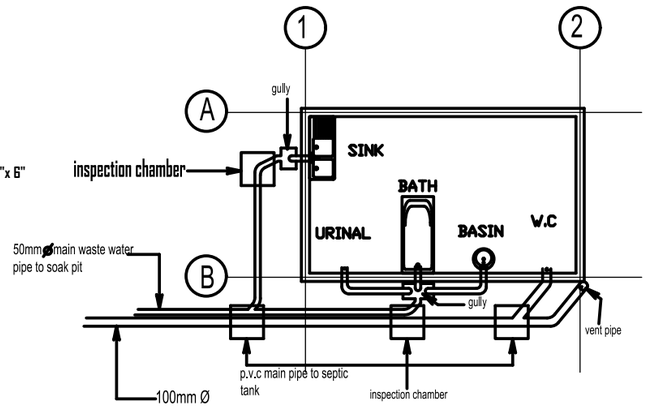

SCHEMATIC SECTION

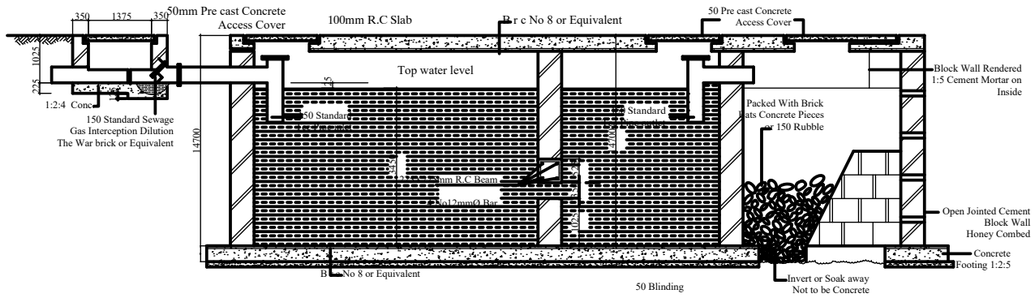

L.I 139 10.The walls of a septic tank shall be of concrete,plain or reinforced of at least 150mm thick or concrete mix C or of burnt brick work of at least 150mm thick set in mortar mix D

11.The floor of a septic tank shall be of concrete mix D at least 150mm thick and slope to a gradient of not less than one in twenty downwards towards the inlet pipe.

12.All inside surfaces of a septic tank shall be made smooth with mortar mix C

SECTION A - A

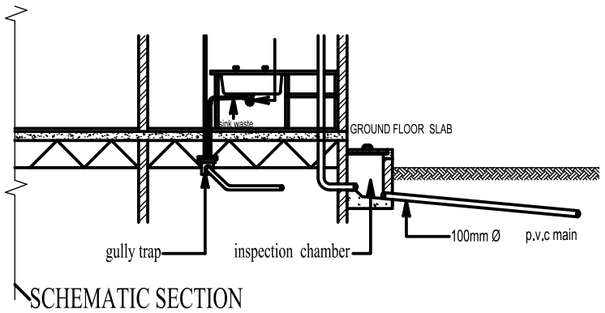

SCHEMATIC SECTION

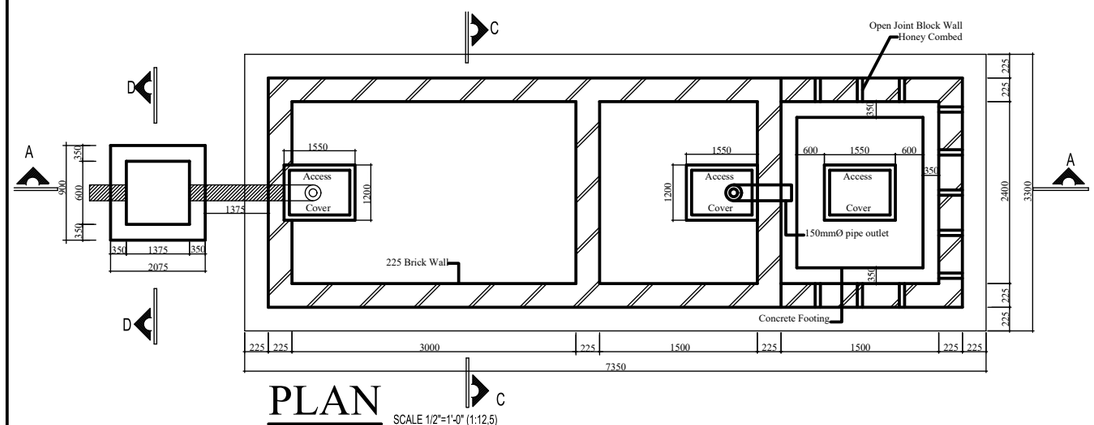

PLAN SCALE 1/2"=1'-0" (1:12,5)

6.The dimensions of one compartment of a septic tank shall be such that the total length is at least four times the width and where the tank is divided into two compartments,the length of the first compartment shall be more than half of the total length of the septic tank.

STANDARD DIMENSIONS FOR SEPTIC TANK				
USER CAPACITY NO OF PERSONS	DIGSTIONS CHAMBER		LEACHING CHAMBER	
	LENGTH	WIDTH	LENGTH	WIDTH
10-14	2.1m	1.05m	1.05m	1.05m
15-20	2.4m	1.2m	1.2m	1.2m
21-25	2.7m	1.2m	1.35m	1.35m
26-30	2.85m	1.35m	1.43m	1.4m
31-35	3.0m	1.5m	1.5m	1.5m
36-40	3.15m	1.58m	1.58m	1.58m

CLIENT

NORTH TONGU DISTRICT ASSEMBLY

LOCATION

NORTH TONGU
VOLTA REGION

DRAWING NAME

AS INDICATED

DRAWN BY	DESIGNED BY
DATE: OCTOBER, 2026	SCALE: 1 : 100 @ A3
PROJECT No.	SHEET No.: ARC - 403