ARCHITECTURAL DRAWINGS

PROJECT.

PROPOSED CHPS COMPOUND

CLIENT.

NORTH TONGU DISTRICT ASSEMBLY

AT.

NORTH TONGU, VOLTA REGION

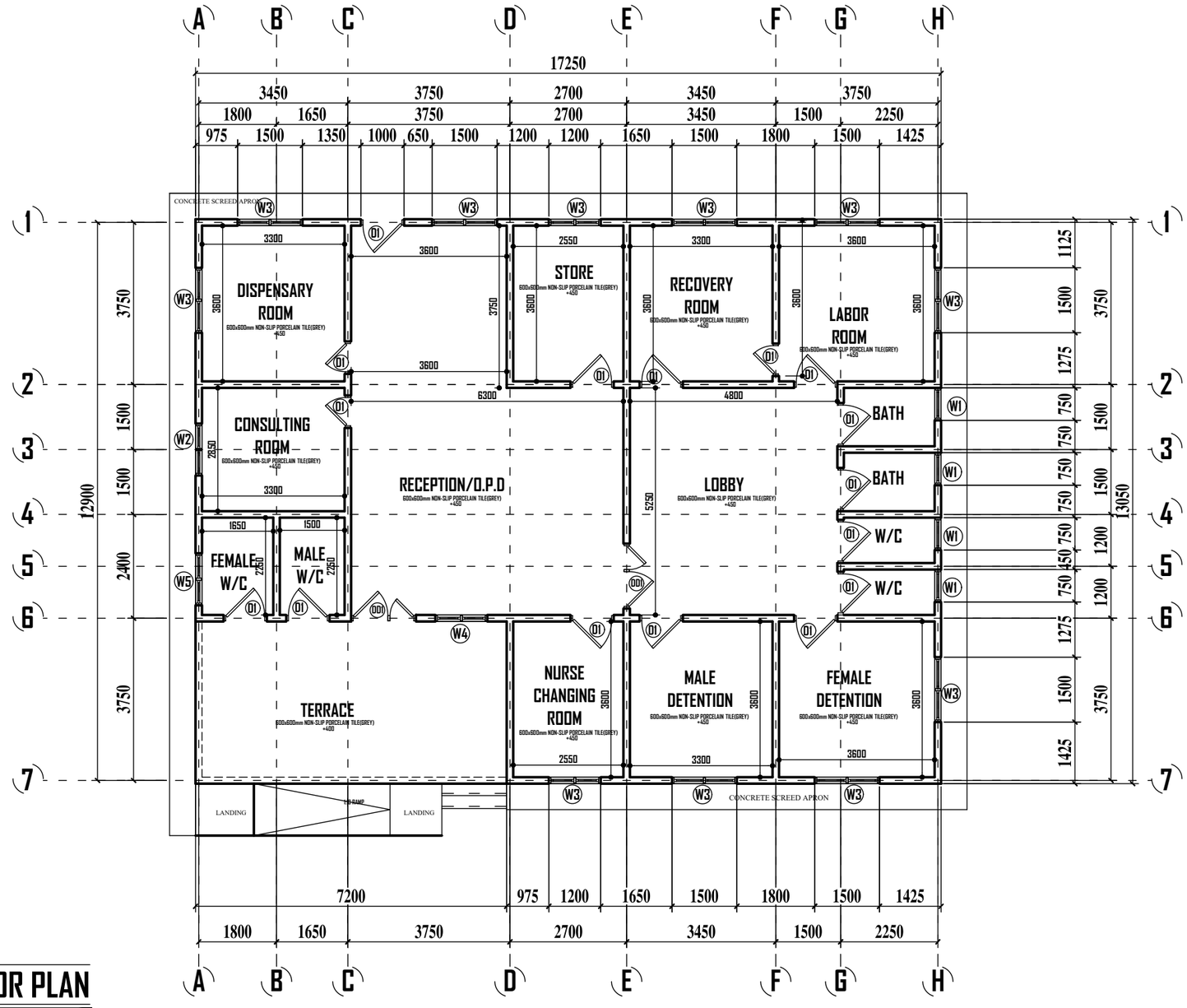

GROUND FLOOR PLAN

PROJECT. PROPOSED CHPS COMPOUND

AT. NORTH TONGU, VOLTA REGION

CLIENT.

NORTH TONGU DISTRICT ASSEMBLY

DISCRIPTION. GROUND FLOOR PLAN

DESIGN BY.	SHEET No. A - 101
DRAWN BY.	
DATE. JULY, 2026	
SCALE. 1 : 100	CHECKED BY.

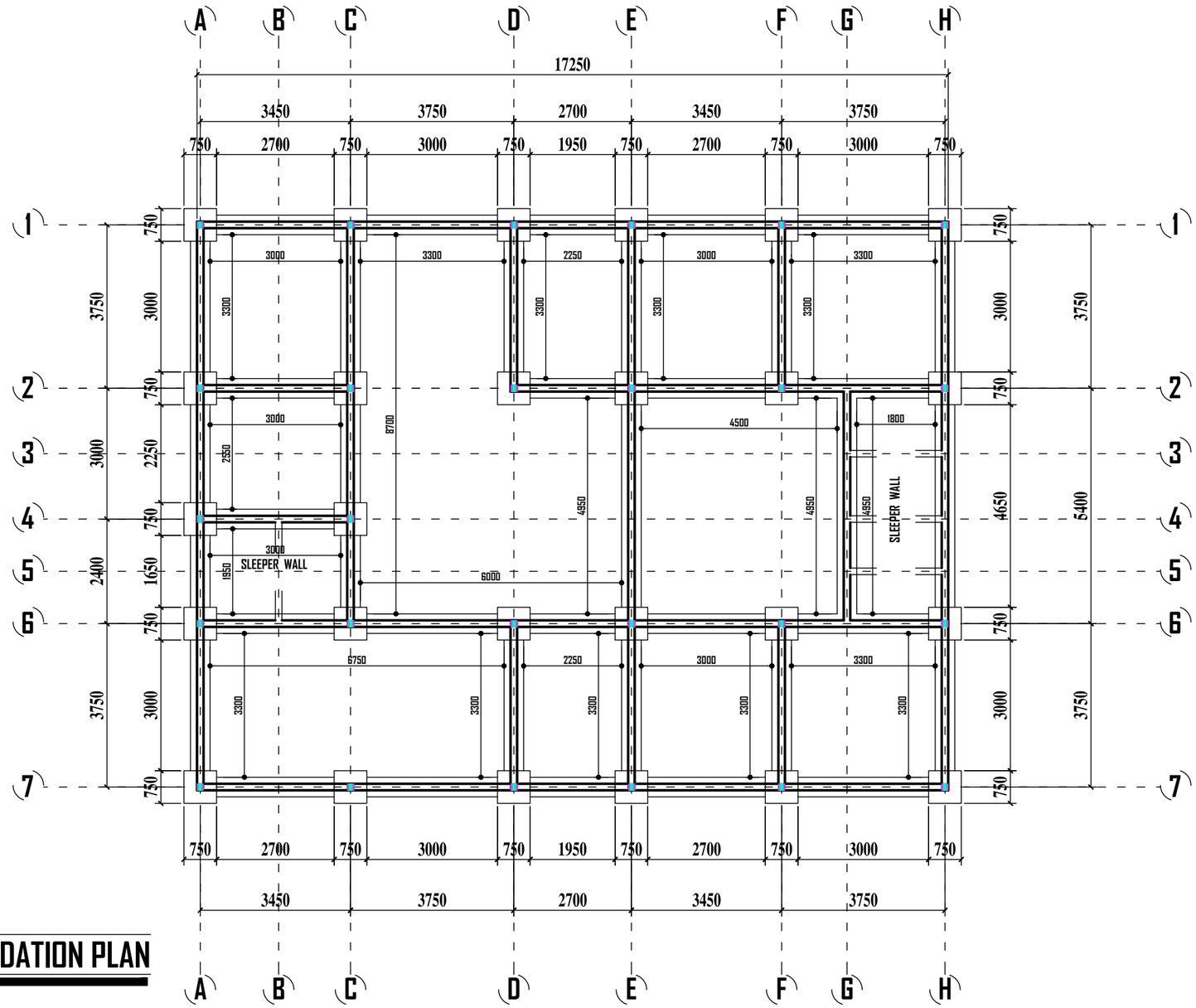

FOUNDATION PLAN

NOTE

PROJECT. PROPOSED CHPS COMPOUND

AT. NORTH TONGU, VOLTA REGION

CLIENT. NORTH TONGU DISTRICT ASSEMBLY

DISCRIPTION. FOUNDATION PLAN

DESIGN BY.

DRAWN BY.

DATE. JULY, 2026

SCALE. 1 : 100

CHECKED BY.

SHEET No. A - 102

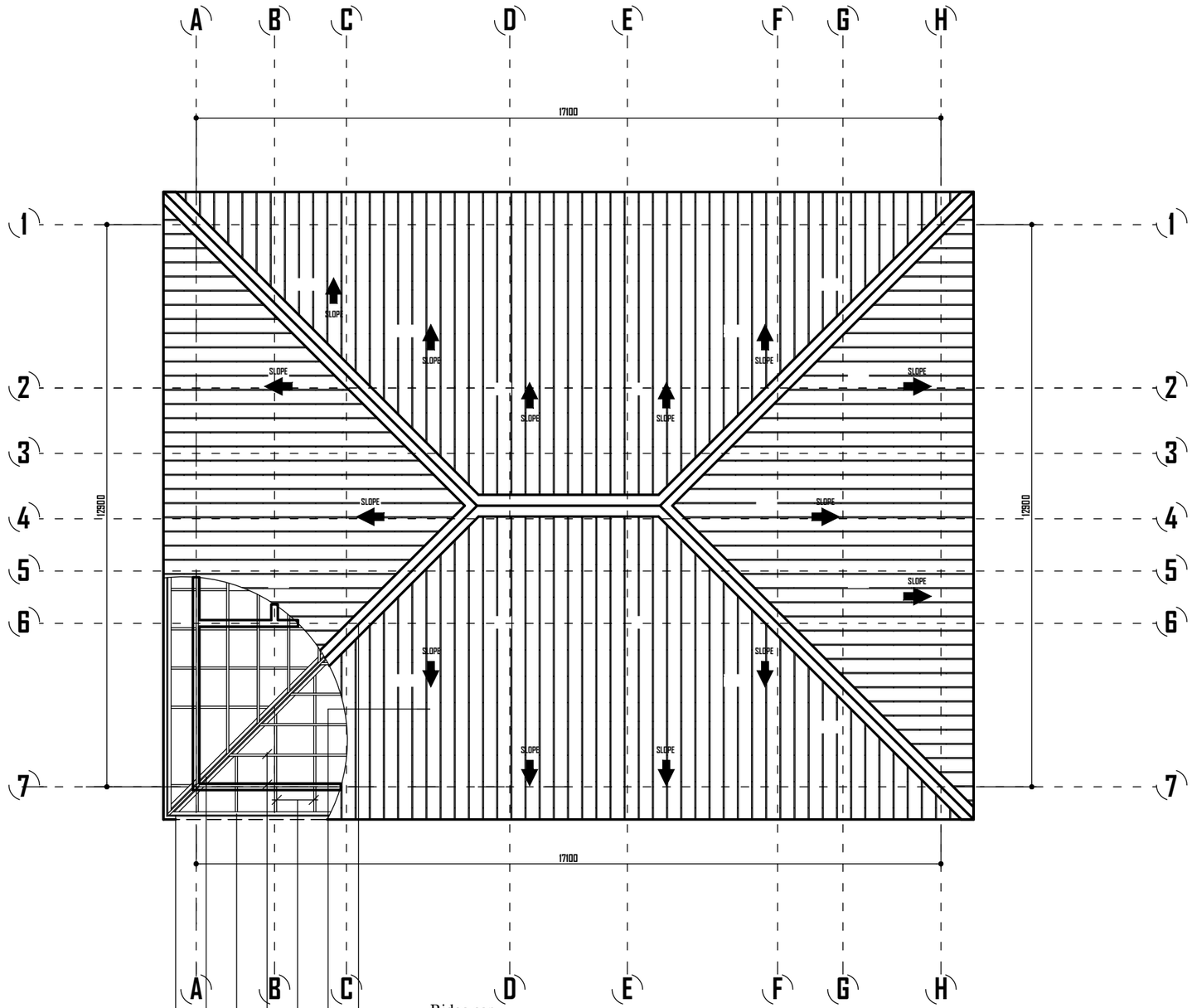

NOTE

PROJECT. PROPOSED CHPS COMPOUND

AT. NORTH TONGU, VOLTA REGION

CLIENT.
NORTH TONGU DISTRICT ASSEMBLY

DISCRIPTION.
ROOF DETAILS

DESIGN BY.

DRAWN BY.

DATE. JULY, 2026

SHEET No. A - 103

SCALE. 1 : 100

CHECKED BY.

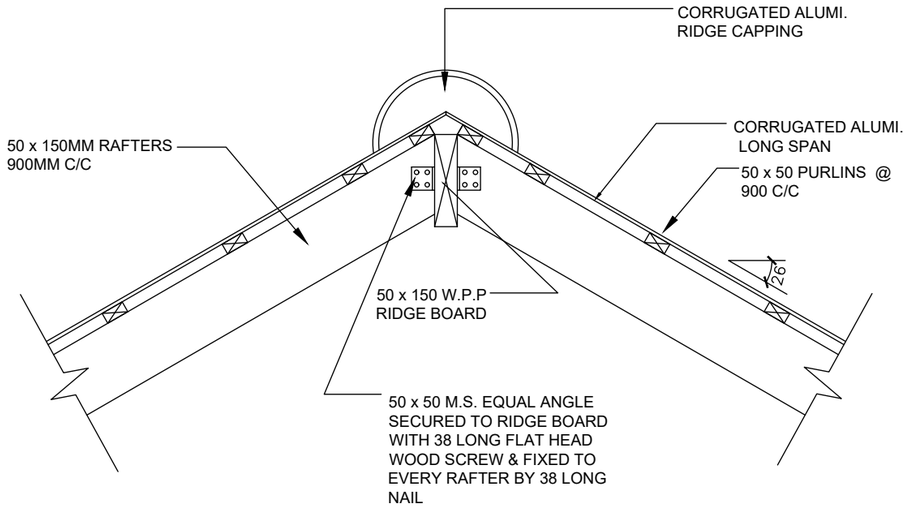

RIDGE DETAIL

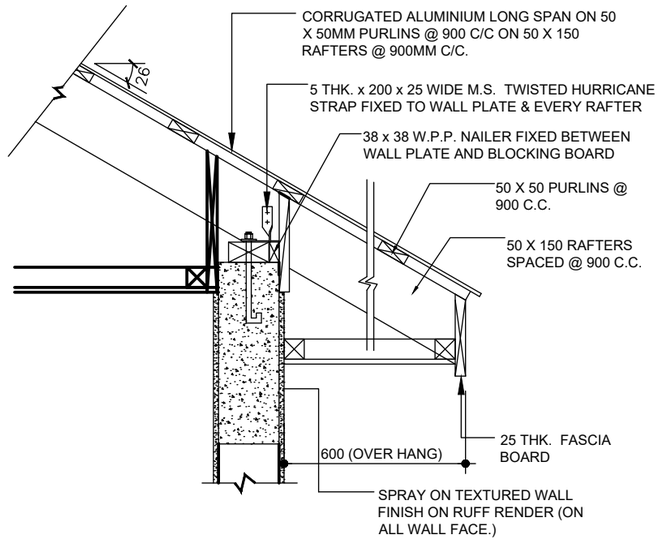

EAVE DETAIL

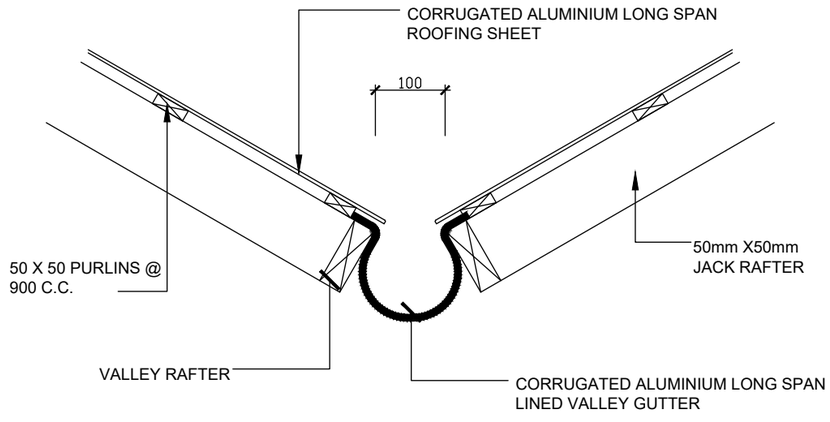

VALLEY DETAIL

ROOF DETAILS

NOTE

PROJECT. PROPOSED CHPS COMPOUND

AT. NORTH TONGU, VOLTA REGION

CLIENT. NORTH TONGU DISTRICT ASSEMBLY

DISCRIPTION. ROOF DETAILS

DESIGN BY.

DRAWN BY.

DATE. JULY, 2026

SHEET No. A - 104

SCALE. 1 : 100

CHECKED BY.

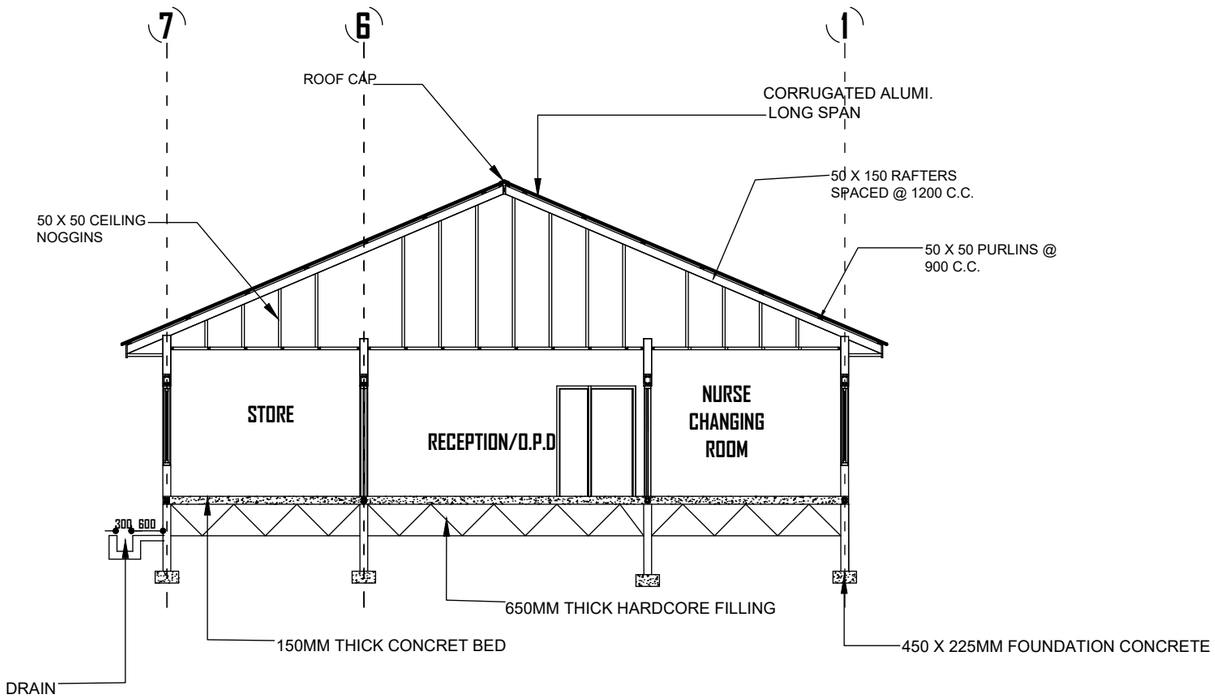

NOTE

PROJECT. PROPOSED CHPS COMPOUND

AT. NORTH TONGU, VOLTA REGION

CLIENT. NORTH TONGU DISTRICT ASSEMBLY

DISCRIPTION. TYPICAL SECTION

DESIGN BY.

DRAWN BY.

DATE. JULY, 2026

SCALE. 1 : 100

CHECKED BY.

SHEET No. A - 201

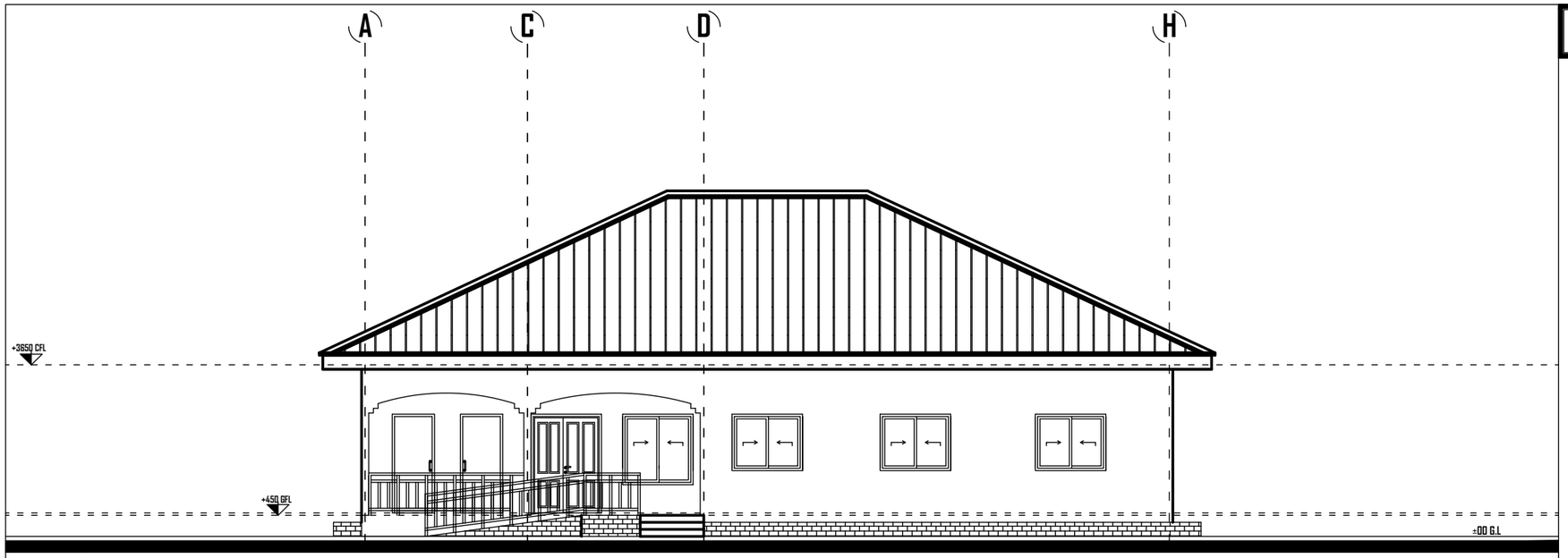

FRONT ELEVATIONS

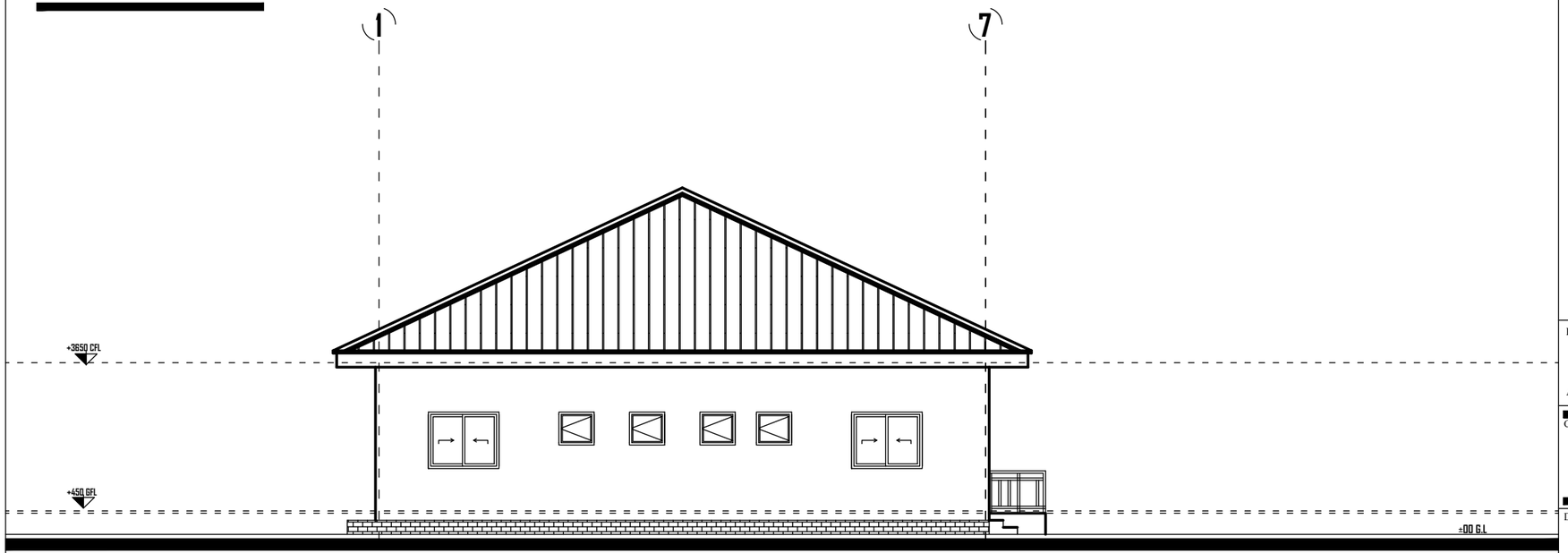

RIGHT SIDE ELEVATIONS

NOTE

PROJECT. PROPOSED CHPS COMPOUND

AT. NORTH TONGU, VOLTA REGION

CLIENT.

NORTH TONGU DISTRICT ASSEMBLY

DISCRIPTION.

ELEVATIONS

DESIGN BY.	SHEET No. A - 301
DRAWN BY.	
DATE. JULY, 2026	
SCALE. 1 : 100	CHECKED BY.

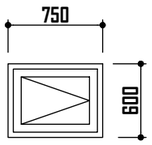

WINDOW TYPE	W1	SLIDING WINDOW
QUANTITY		

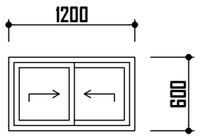

WINDOW TYPE	W5	SLIDING WINDOW
QUANTITY		

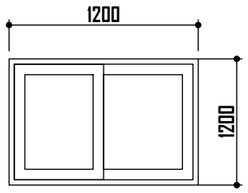

WINDOW TYPE	W2	SLIDING WINDOW
QUANTITY	08	

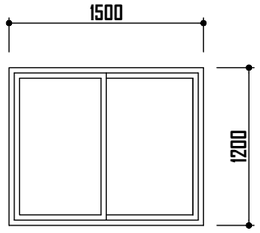

WINDOW TYPE	W3	SLIDING WINDOW
QUANTITY		

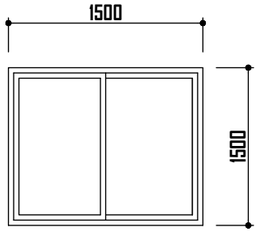

WINDOW TYPE	W4	SLIDING WINDOW
QUANTITY		

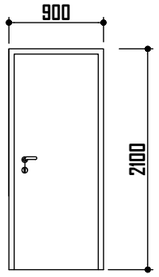

DOOR TYPE	D1	TIMBER PANEL DOOR
QUANTITY		

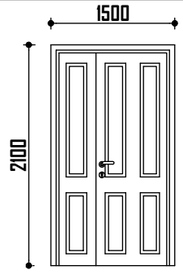

DOOR TYPE	DD1	TIMBER PANEL DOOR
QUANTITY		

DOOR TYPE	
QUANTITY	

DOORS & WINDOWS SCHEDULES

NOTE

PROJECT. PROPOSED CHPS COMPOUND

AT. NORTH TONGU, VOLTA REGION

CLIENT. NORTH TONGU DISTRICT ASSEMBLY

DISCRIPTION. DOORS & WINDOWS SCHEDULES

DESIGN BY.

DRAWN BY.

DATE. JULY, 2026

SHEET No. A - 401

SCALE. 1 : 50

CHECKED BY.

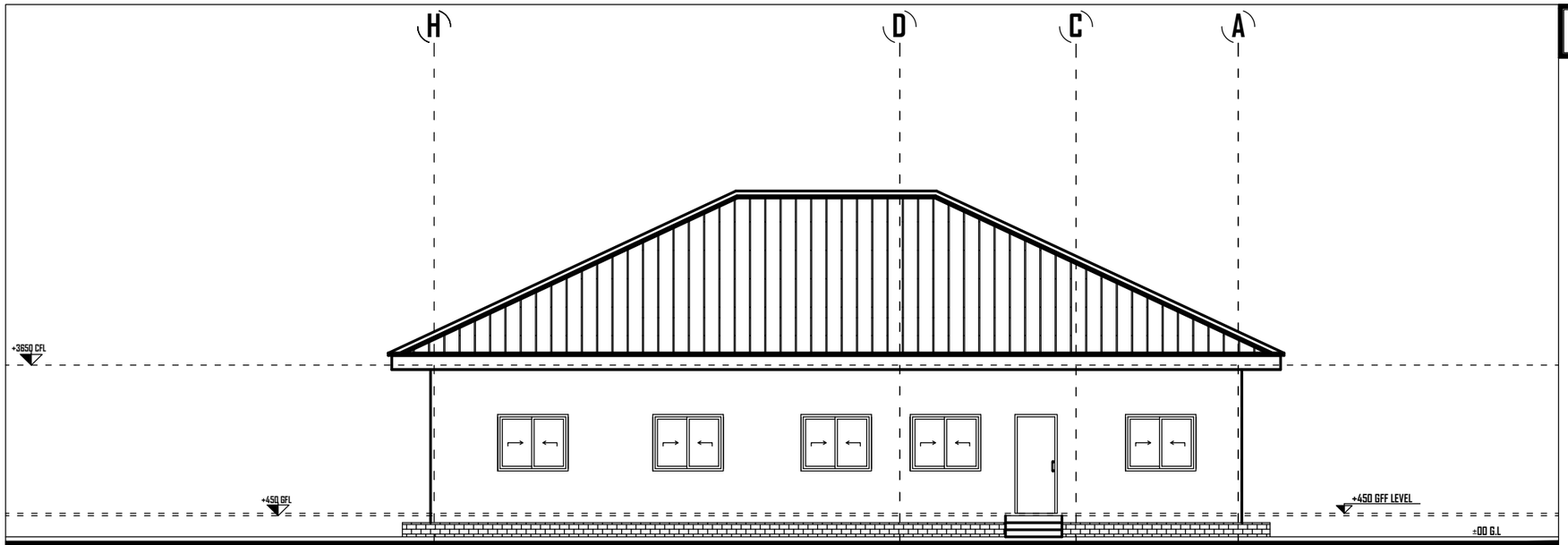

BACK ELEVATIONS

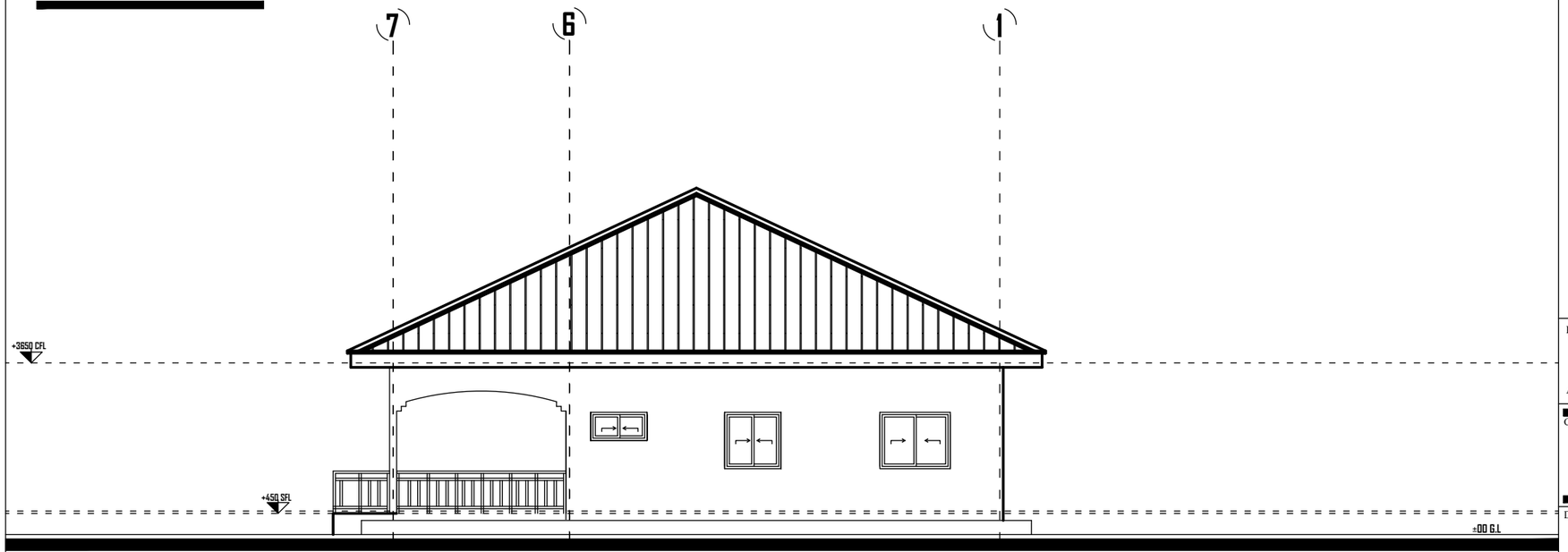

LEFT SIDE ELEVATIONS

NOTE

PROJECT. PROPOSED CHPS COMPOUND

AT. NORTH TONGU, VOLTA REGION

CLIENT.
NORTH TONGU DISTRICT ASSEMBLY

DISCRIPTION.
ELEVATIONS

DESIGN BY.

DRAWN BY.

DATE. JULY, 2026

SCALE. 1 : 100, 2500

CHECKED BY.

SHEET No.
A - 302

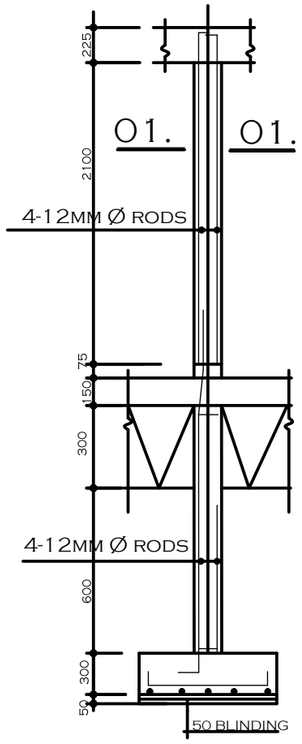

TYPICAL COLUMN
(TYPE 1.)



DETAIL R.C BEAM

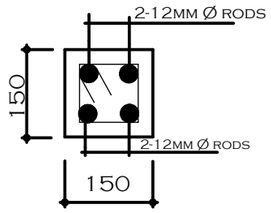

(SEC. 01-01)

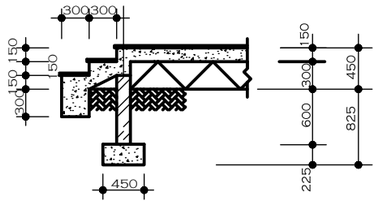

DETAIL 01 - 01

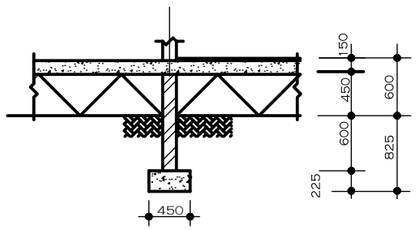

DETAIL 02 - 02

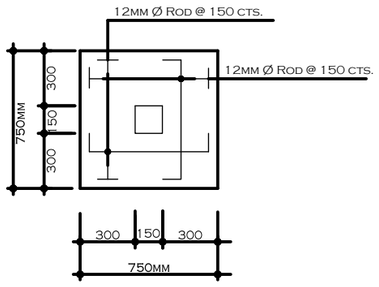

COLUMN BASE
No OFF 26

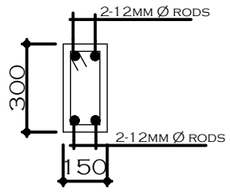

(SEC. 3-3)

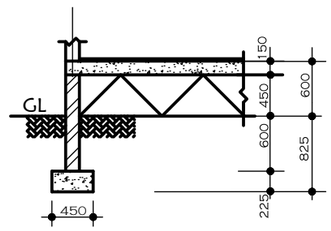

DETAIL 03 - 03

NOTE

PROJECT. PROPOSED CHPS COMPOUND

AT. NORTH TONGU, VOLTA REGION

CLIENT.
NORTH TONGU DISTRICT ASSEMBLY

DISCRIPTION.
R.C COLUMNS & LINTEL DETAILS

DESIGN BY.

DRAWN BY.

DATE. JULY, 2026

SHEET No. A - 501

SCALE. 1 : 100,50,25

CHECKED BY.

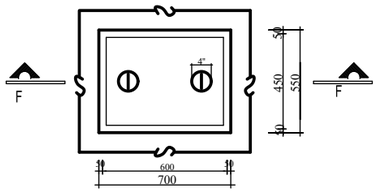

- PLAN - SCALE (1:12,5)

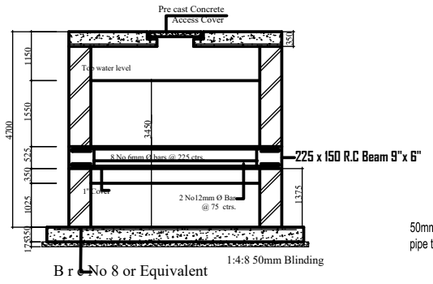

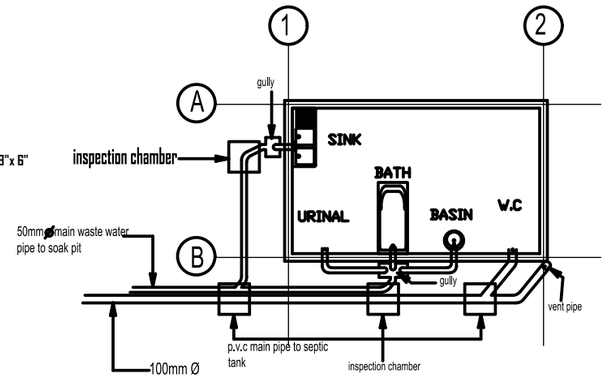

SCHEMATIC SECTION

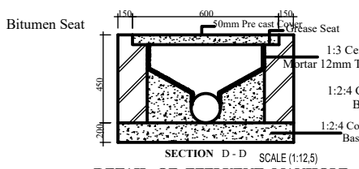

SECTION D - D SCALE (1:12,5)

DETAIL OF EFFLUENT MANHOLE

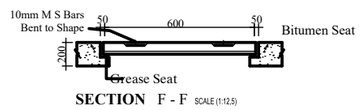

SECTION F - F SCALE (1:12,5)

DETAIL OF PRE CAST R.C. ACCESS COVER

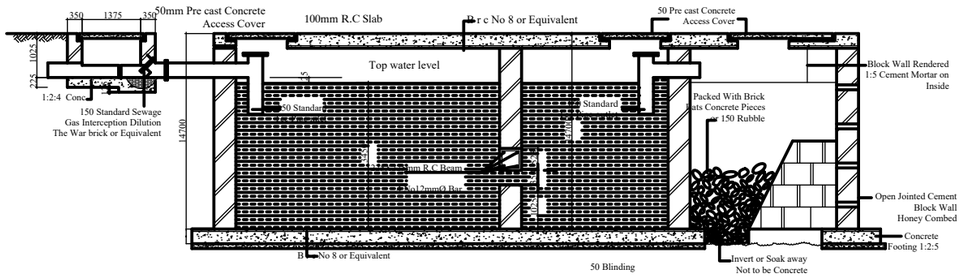

L.I 139 10.The walls of a septic tank shall be of concrete,plain or reinforced of at least 150mm thick or concrete mix C or of burnt brick work of at least 150mm thick set in mortar mix D

11.The floor of a septic tank shall be of concrete mix D at least 150mm thick and slope to a gradient of not less than one in twenty downwards towards the inlet pipe.

12.All inside surfaces of a septic tank shall be made smooth with mortar mix C

SECTION A - A

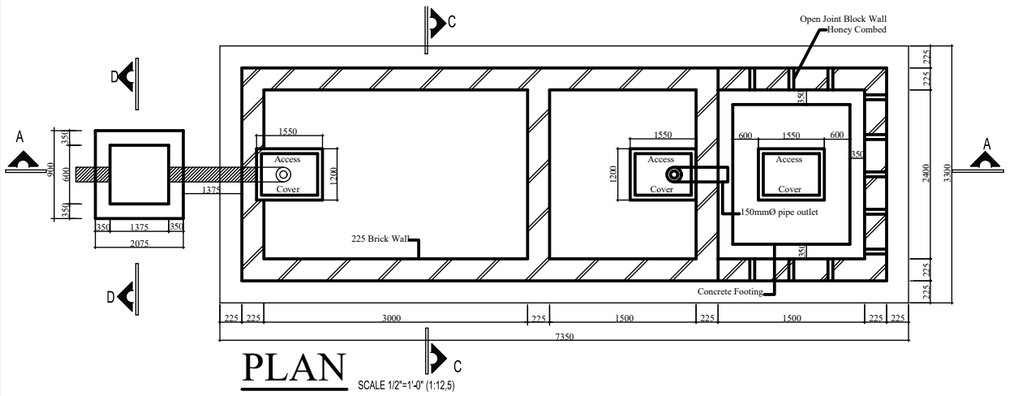

PLAN SCALE 1/2"=1'-0" (1:12,5)

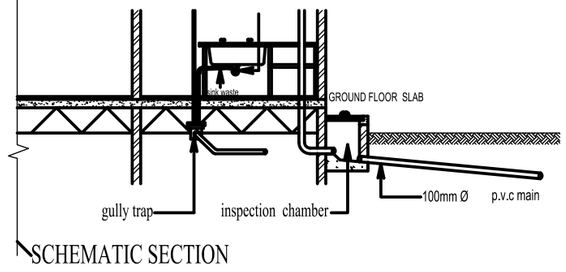

SCHEMATIC SECTION

6.The dimensions of one compartment of a septic tank shall be such that the total length is at least four times the width and where the tank is divided into two compartments,the length of the first compartment shall be more than half of the total length of the septic tank.

STANDARD DIMENSIONS FOR SEPTIC TANK				
USER CAPACITY NO OF PERSONS	DIGSTIONS CHAMBER		LEACHING CHAMBER	
	LENGTH	WIDTH	LENGTH	WIDTH
10-14	2.1m	1.05m	1.05m	1.05m
15-20	2.4m	1.2m	1.2m	1.2m
21-25	2.7m	1.2m	1.35m	1.35m
26-30	2.85m	1.35m	1.43m	1.4m
31-35	3.0m	1.5m	1.5m	1.5m
36-40	3.15m	1.58m	1.58m	1.58m

NOTE

PROJECT. **PROPOSED CHPS COMPOUND**

AT. **NORTH TONGU, VOLTA REGION**

CLIENT. **NORTH TONGU DISTRICT ASSEMBLY**

DISCRIPTION. **SEPTIC TANK DETAILS**

DESIGN BY.

DRAWN BY.

DATE. **JULY, 2026**

SCALE. **1 : 100,50,25**

CHECKED BY.

SHEET No. **A - 602**